

A modern office interior featuring large glass walls and partitions. The office is furnished with white desks, ergonomic chairs, and computer monitors. A potted plant is visible in the foreground on the right. The glass walls are framed in black, and the floor is made of light-colored wood. The overall atmosphere is bright and open.

Luminous ILLONA™



Multi-Directional, Sliding &
Pivoting Glass Walls



ILLONA FLOOR GUIDED

A single glazed, sliding folding, continuously-hinged movable wall system with invisible hinges offering quick and convenient space division. ILLONA floor-guided systems are top supported and available with optional face muntins.



ILLONA Multi-Directional

Suspended independent twin suspension, individual panels without floor track. Manual floor lock/latch system.



ILLONA SLIDING DOOR

Sliding door with light and thin structure. Great solution for small spaces. "Soft close" operations for single or telescopic sliding doors.



ILLONA PIVOTING WALL

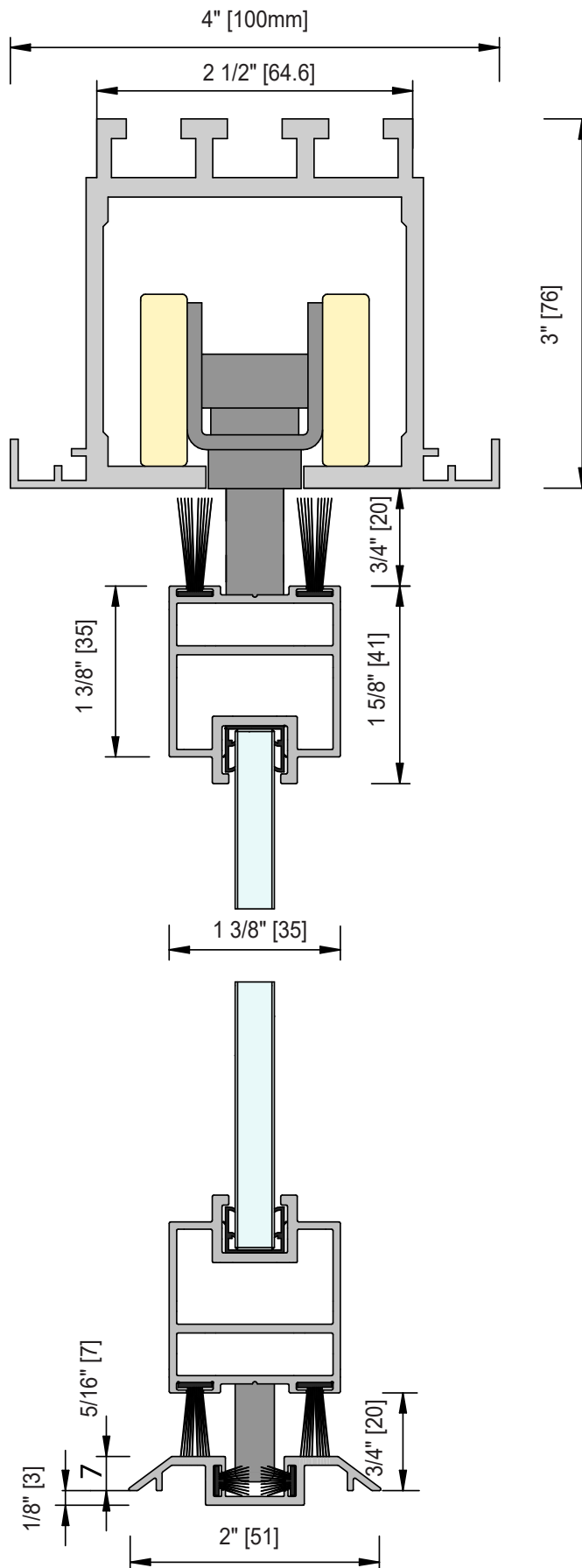
Single pivoting doors without floor track able to fully stack away with releasable top carrier and track system.



ILLONA FLOOR GUIDED

Light weight and fine style ILLONA top supported sliding folding movable wall systems are floor guided for ease of operation. Panels interconnect to form an useful acoustic separation with a full-height swing door.





Technical Information

Dimensions

Thickness	1 3/8" [35mm]
Height	1 5/8" [41]

Construction

Glass Thickness	1/4" [8] or 3/8" [10]
Connecting elements	Aluminum profiles

Operation

Manual

Acoustic Performance dB	≈ 33
Weights lbs/ft²	5.2lbs (1/4") - 6.2lbs (3/8")
Maximum Wall Height	9'10" [3000]
Maximum Panel Width	47 1/4" [1200]
Panel Construction / Frame	Aluminum
Maximum Opening Width	Variable/Custom

Key-Points

Top supported and guided by the lower rail

Floor locking system

Hinged full height door included

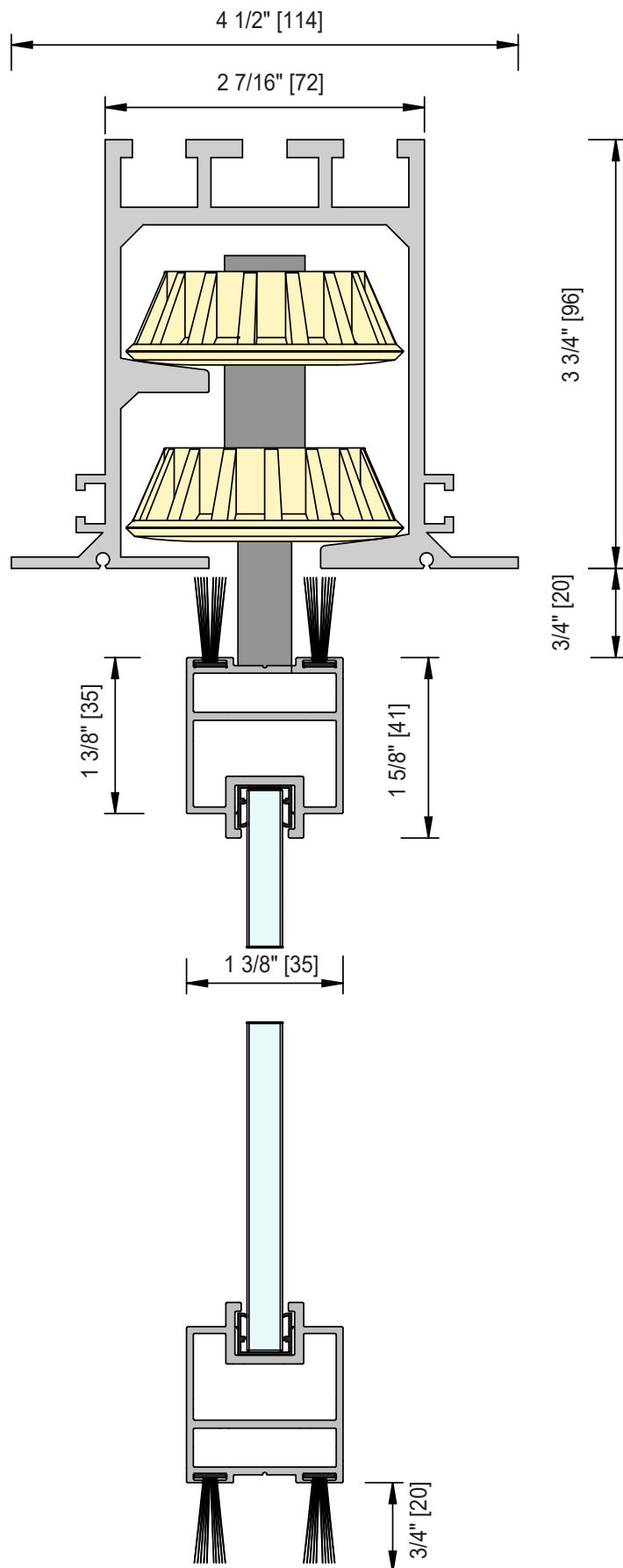
Invisible hinges



ILLONA MULTI-DIRECTIONAL

ILLONA movable walls are independent panels with twin carrier suspension. With no floor track the panels stack individually in parallel or remote parking bays. Each light-weight, single glazed panel lock in place with built-in, low-profile foot bolts. Narrow frames and matching face-applied muntins create a unique panel look and endless design possibilities.





Technical Information

Dimensions

Frame Thickness	1 3/8" [35]
Frame Height	1 5/8" [41]

Construction

Glass Thickness	1/4" [8] or 3/8" [10]
Connecting elements	Aluminum profiles

Operation

Manual

Acoustic Performance dB	≈ 33
Weight lbs/ft²	5.25 (1/4") - 6.25 (3/8")
Maximum Wall Height	9' 10" [3000]
Maximum Panel Width	47 1/4" [1200]
Panel Construction / Frame	Aluminum
Maximum Opening Width	Variable/Custom

Key-Points

Independent panels can form different layouts with parallel and remote stacking

No Floor Tracks with integrated floor bolt

Quick opening

Hinged pass doors with invisible hinges

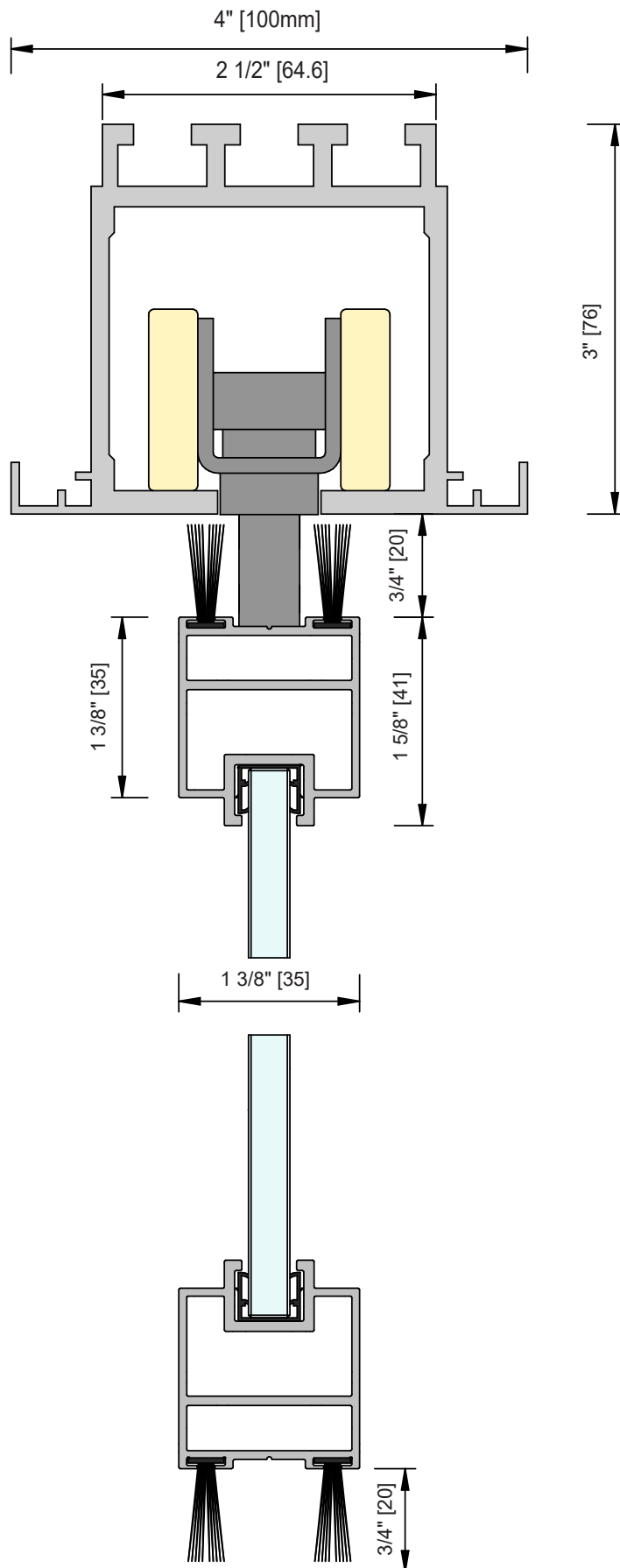
Black or RAL custom powder coated frames



ILLONA SLIDING DOOR

ILLONA sliding and telescopic sliding doors offer the most convenient configuration for quick and easy space division. Great aesthetics meet a practical functional solution for greater privacy meeting room or office privacy. Slide up to three panels across an opening or bi-parting stacks to be inside the room or within a wall.





Technical Information

Frame Dimensions

Thickness

Height 1 5/8" [41]

Construction

Glass Thickness 1/4" [8] or 3/8" [10]

Connecting elements Aluminum profiles

Operation

Manual

Acoustic Performance dB ≈ 33

Density lbs/ft² 5.25 (1/4") - 6.25 (3/8")

Maximum Wall Height 9' 10" [3000]

Maximum Panel Width 47 1/4" [1200]

Panel Construction / Frame Aluminum

Maximum Opening Width Variable/Custom

Key-Points

Single or Telescopic sliding with soft close action

Top supported system (single or bi-folding)

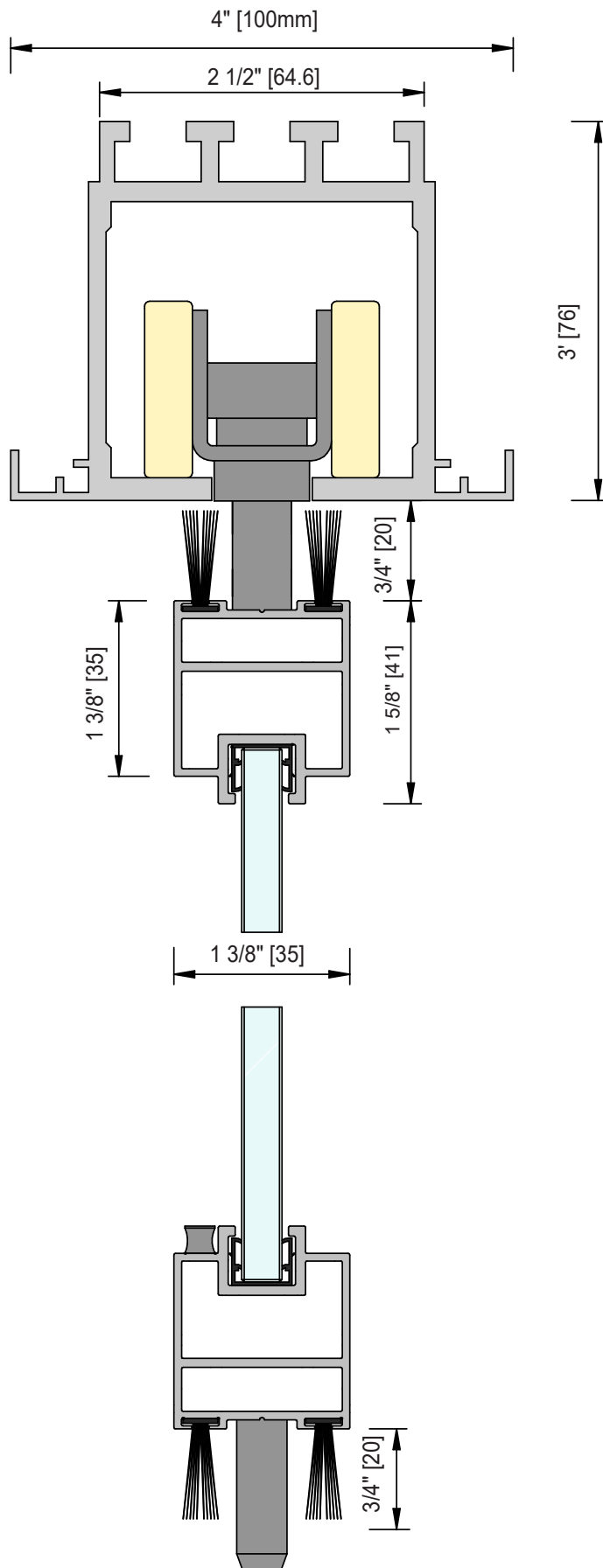
Sleek modern designs



ILLONA PIVOTING WALL

ILLONA pivoting and stacking walls have a single suspension point and floor receptor. Each panel is top supported and pivots open without the need for floor tracks. The ILLONA pivot panels' top carrier can be unlocked which allows the panels to be stacked providing open spaces when needed.





Technical Information

Frame Dimensions

Thickness	1 3/8" [35]
Height	1 5/8" [41]

Construction

Glass Thickness	1/4" [8] or 3/8" [10]
Connecting elements	Aluminum profiles

Operation

Manual

Acoustic Performance dB	≈ 33
Density lbs/ft²	5.25 (1/4") - 6.25 (3/8")
Maximum Wall Height	9'10" [3000]
Maximum Panel Width	47 1/4" [1200]
Panel Construction / Frame	Aluminum
Maximum Opening Width	Variable/Custom

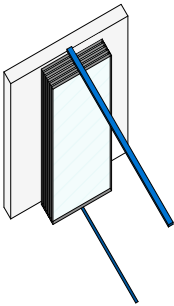
Key-Points

- Independent pivoting door panels
- Panel carriers unlock and can be stacked
- Center folding
- Thin profiles with optional face applied muntins
- Sleek, modern profiles for premium designs

Stacking Systems

ILLONA - Floor Guided

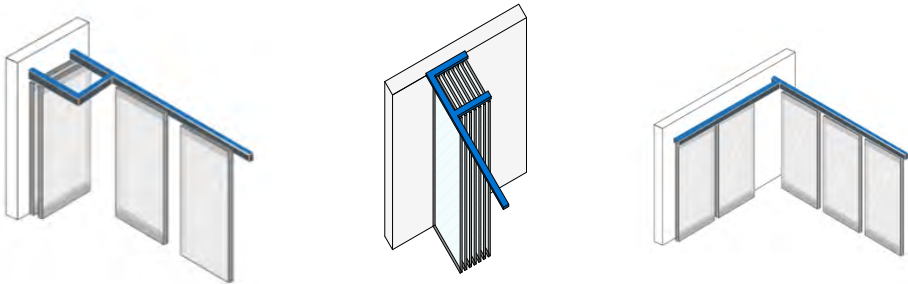
Celling Track	Monodirectional
Floor Track	Yes



Sliding Folding

ILLONA - Multi-Directional

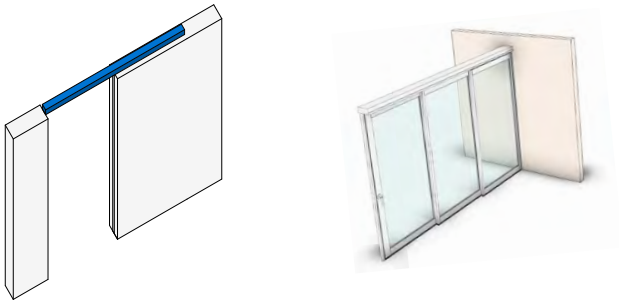
Celling Track	Multidirectional
Floor Track	No



Multi-Directional Stack

ILLONA - Sliding Door

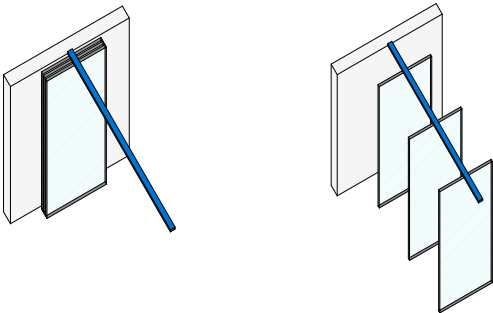
Celling Track	Monodirectional
Floor Track	No



Sliding Single and Telescopic

ILLONA - Pivoting Wall

Celling Track	Monodirectional
Floor Track	No



Pivoting and Stacking Suspension

Technical Details



ILLONA Swing Door

ILLONA walls may include a single / double door or a hinged full height door. The single door at the lead of the system and can be double doors with bi-parting configurations.



Floor Guide Track

The floor track stabilizes the opening and closing of the partition. The guide track discreetly integrates with floor coverings creating a functional and aesthetic ADA compliant transition.



Invisible Hinges

ILLONA hinges are uniquely hidden. When the wall is closed no elements are visible on the vertical style of the frame. This clean design provides a unique design feature not typically found from other low profile movable glass wall systems.



Floor Bolt System

ILLONA is provided with integrated floor bolts that lock either into the floor guides or into dust-covered floor strikes. Engage a discreet manual locking system on the panel's bottom rail to provide stability and security within the room.


Finishes

Glass




1/4" [8] or 3/18" [10]

Lacquering




RAL 9005 - JET BLACK




RAL 9010 - PURE WHITE

Special Lacquering



NATURAL NEBRASKA OAK



NATURAL DIJON WALNUT

Note: Other RAL color profile finishes available.





LUMINOUS Movable Glass Walls by Kwik-Wall Company



STELLA



LUNA



ILLONA



AVA



MATA



217-522-5553

www.kwik-wall.com

4650 Industrial Ave
Springfield, IL 62703