



Luminous™ – Movable Glass Walls by Kwik-Wall

Technical Data

STELLA • **LUNA** • ILLONA • AVA • MATA

LUNA™ – Continuously-Hinged Panels

SECTION 10 22 39 – FOLDING PANEL PARTITIONS – GLASS
SECTION 10 22 43 – Sliding Glass Partitions

Overview

Panel Type

- ☐ Individual
- ☐ Hinged-Paired
- ☒ Continuously-Hinged

Partition Support

- ☒ Top Support
- ☒ Floor Support

Stacking Configurations

- ☒ Centerline
- ☒ Offset
- ☐ Remote
- ☒ Bi-Parting

Frame Thickness

- ☐ 4-11/16" [119] 50 STC
- ☐ 4-1/2" [115] 44 STC
- ☒ 2-13/16" [71]
- ☐ 1-3/4" [44]
- ☐ 1-3/8" [35]
- ☐ Frameless

Operation – Panels

- ☐ Fully-Automatic
- ☒ Manual
- ☐ Fixed

Operation – Seals

- ☐ Automatic
- ☐ Manual
- ☒ Fixed

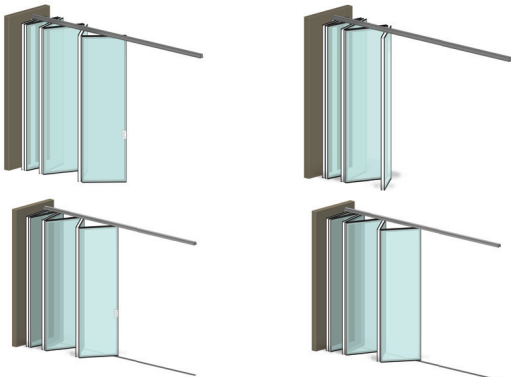
Sound Control

- ☐ 50 STC
- ☐ 44 STC
- ☒ 43 STC
- ☐ 35 STC
- ☐ 33 STC
- ☐ Non-Acoustic

Power Requirement

- ☐ No – Fully-Automatic
- ☒ Yes – Switchable Glass
- ☒ No – Manual

At a sleek 2-13/16" (71 mm) aluminum framed panel thickness, **Luminous Luna** movable glass partitions combine designer aesthetics with high-performance sound control (43 STC). Luna **continuously-hinged panels** can be top or floor-supported, enabling quick set-up and effortless movement across your opening!



WEIGHTS:

6.35 lbs. / sq. ft.
[31kg / m2]



LUNA

video



LUNA

More Information



Luminous™ – Movable Glass Walls by Kwik-Wall

Technical Data

LUNA™ – Continuously-Hinged Panels

SECTION 10 22 39 – FOLDING PANEL PARTITIONS – GLASS

SECTION 10 22 43 – Sliding Glass Partitions

PART 1 – GENERAL

1.01 DESCRIPTION

A. General

1. Furnish and install continuously hinged folding panel glass partitions and suspension system for interior use only that provide an acoustic separation between rooms when extended. Provide all labor, materials, tools, equipment, and services for sliding folding glass partitions in accordance with provisions of contract documents.

1.02 RELATED WORK BY OTHERS

- A. Preparation of opening will be by General Contractor. Any deviation of site conditions contrary to approved shop drawings must be called to the attention of the architect.
- B. All header, blocking, support structures, jambs, and track enclosures, as required in 1.04 Quality Assurance.
- C. Pre-punching of support structure in accordance with approved shop drawings.
- D. Paint or otherwise finishing all trim and other materials adjoining head and jamb of the partitions.

1.03 SUBMITTALS

- A. Complete shop drawings are to be provided prior to fabrication indicating construction and installation details. Shop drawings must be submitted within 60 days after receipt of signed contract. Show performance test results and details of construction materials, colors, profiles, and opening dimensions. Appropriate LEED 2009 (v3) credit for the following:
IEQ Credit 8.1: Daylight & Views – Daylight 75% of Spaces
IEQ Credit 8.2: Daylight & Views – Daylight 90% of Spaces

1.04 QUALITY ASSURANCE

- A. Preparation of the opening shall conform to the criteria set forth per ASTM E557 Standard Practice for Architectural Application and Installation of Operable Partitions.
- B. Glass shall be safety glass per ISO 28278-1:2011 or ASTM C1048-18 equivalent standard
- C. Partition shall be tested to the ISO 10140-2 or ASTM E90 equivalent standard
- D. Product to meet ANSI/ASA Standard S12.60, Acoustical Performance Criteria, Design Requirement and Guidelines for Schools.

1.05 PRODUCT DELIVERY, STORAGE, AND HANDLING

- A. Proper storage of partitions before installation and continued protection during and after installation will be the responsibility of the General Contractor.

1.06 MANUFACTURER WARRANTY

- A. Provide folding glass partitions system's standard limited warranty guaranteed against defects in material and workmanship for a period of five (5) years for panels and 10 years for tracks. Warranty does not cover glass damage after delivery, abuse or misuse, and must be installed by a factory trained, approved installer.

PART 2 – PRODUCTS

2.01 ACCEPTABLE MANUFACTURERS

- A. Upon compliance with all the criteria specified in this section, Manufacturers wishing to bid products similar to the product specified must submit to the architect 10 days prior to bidding complete data in support of compliance and a list of three past installations of products similar to those listed. The submitting manufacturer guarantees the proposed substituted product complies with the product specified and as detailed on the drawings.

2.02 MATERIALS

- A. Product to be continuously hinged, acoustically rated glass panels, with Basis-of-Design the LUNA™ series by Kwik-Wall. Configuration to be (select one):
 1. Top supported and center stacked.
 2. Floor supported with top guide track and center stacked.
 3. Floor supported with top guide track and side stacked.

[Specifiers Note: The LUNA™ sliding folding systems can be either top or floor supported. Floor supported systems require a floor track guide.]

B. Panel Construction

1. Panels shall be nominally 2 13/6" [71] thick and up to 41" [1042] in width.
2. Frames shall be of architectural grade aluminum with powder coated finishes and gasketed vertical edges that form a tight panel-to-panel connection. Standard panel heights up to 9'-10" [3000] with full glass fronts.
3. Glazing sealants and gaskets suited and shaped for the glass configuration and thickness.
4. Horizontal Seals
 - a. Top supported to have horizontal flexible brush seals that are constantly in contact with both overhead support and floor.
 - b. Floor supported to have a bulb seal attached to bottom surface of top track and bulb seal built into the bottom panel frame. Bulb seals to provide constant contact.



Luminous™ – Movable Glass Walls by Kwik-Wall

Technical Data

LUNA™ – Continuously-Hinged Panels

SECTION 10 22 39 – FOLDING PANEL PARTITIONS – GLASS

SECTION 10 22 43 – Sliding Glass Partitions

5. Panels to have face-activated floor bolts to interact with floor, floor guides or tracks.
 - a. Floor bolts to provide lateral stability to the system. Optional floor receptors.
 - b. Edge activated floor stabilizers to be operated by removable handle.
 6. Panel hinges shall be invisible type providing uninterrupted panel edge when system is extended into place.
 7. Glass: The glass shall be factory installed low iron, clear tempered, nominal 3/16" [5] on both sides of the panels with a minimum 2 1/4" [64] sealed airspace between the glass. Either laminated or tempered safety glass can be supplied to meet the safety and acoustical performance requirements in Section 1.04.
 - a. Glass shall be back painted around the perimeter frame thickness and be glazed directly to the frame eliminating face trims.
 - b. Glass Options:
 - i. Glass can be fully back painted or custom to create opaque writing surfaces.
 - ii. Glass can be customized with decals and etching (requires factory pre-approval)
 8. Weight of Panels: 6.35 lbs./sq. ft. [31kg/m²]
- C. Suspension system
1. Top track shall be black or white powder coated architectural grade extruded aluminum alloy 6063-T6. Track design shall provide integral support for adjoining ceiling, soffit, or plenum sound barrier. Built-in ceiling trim shall match finish, providing enclosure of plenum sound barrier on both sides of the track for maximum sound control.
 - a. Top supported
 - i. Track shall be connected to the structural support by pairs of threaded steel hanger rods.
 - ii. A section of track will be milled in order to make it possible for a panel to be removed from the track for later maintenance.
 - iii. Every other panel shall contain one, 4-wheel carrier.
 - b. Floor supported
 - i. Top guide channel to be connected to the structural support either directly or by pairs of threaded steel hanger rods.
 - ii. Top guide channel is adjustable to provide up to a 3/4" [20] range to adjust to deflection and floor variations over time.
 - iii. The weight of the system shall be supported by the floor track which must be ramped and not exceed 3/8" [9] in thickness. Floor track is anodized aluminum finish.
 - iv. Every other panel shall contain one single wheel bottom carrier that integrates with floor track.
 - v. A top guide roller carrier in every other panel is required to travel within the top guide track to stabilize the side stacking configuration of the system.
2. Plenum closure (by others): Design of plenum closure must permit lifting out of header panels to adjust track height. Plenum closure required for optimum sound control of partition per ASTM E-557.
- D. Finishes
1. Panel frames shall be black or white powder coated aluminum
 - a. Optional (upcharge):
 - i. Customer selected custom RAL color (requires factory pre-approval and may extend lead time)
 2. Fixed, continuous gasketing and sound seals gaskets shall be black.
 3. Optional solid faced panels to be of same frame construction and match the profiles of adjacent panels. These solid faced panels in lieu of glass shall be of (select one):
 - a. Manufacturer's standard selection of melamine laminated to medium density fiberboard (MDF).
 - b. High pressure laminate (HPL) from manufacturer's standard selection laminated to MDF.
 - c. Manufacturer's standard writable and magnetic high-pressure laminate with MDF.
- E. Available Accessories/Options
1. Fixed full height pass door on the wall jamb opposite the stack area.
 - a. Vertical edge of doors to have latching hardware (choose):
 - i. Roller latching
 - ii. Mortise locking with lever handle
 2. Full-height door panel attached lead of partition
 - a. Vertical edge of doors to have latching hardware (choose):
 - i. Roller latching
 - ii. Mortise locking with lever handle
 - b. Latching shall be flush with glass allowing for panels to stack flat.
 3. Double full-height pass doors in bi-parting configuration
 4. Fully or partially back painted glass
 5. Switchable glass (requires power)
 6. Internal blinds (requires power)
 7. Internal muntins
 8. Face Options



Luminous™ – Movable Glass Walls by Kwik-Wall

Technical Data

LUNA™ – Continuously-Hinged Panels

SECTION 10 22 39 – FOLDING PANEL PARTITIONS – GLASS

SECTION 10 22 43 – Sliding Glass Partitions

- a. Panel(s) may have partial height glass and standard face options (example: bottom 4' [1219] section of HPL, melamine, or glass window at the top).
- b. Panels will contain horizontal mullions in specified locations that do not interfere with panel seal operation.

2.03 OPERATION

- A. Panels shall be manually moved from the storage area, positioned in the opening, and the floor bolts set with removable operating handle.
- B. Final partition closure to be by (select one):
 1. Hinged closure panel. Full height hinged panel at lead end that is hinged to a fixed two-piece adjustable aluminum jamb and is permanently attached in the opening.
 2. Full height panel hinged to lead of partition.
 3. Full height wall jamb where panels seal tight to the adjacent sliding folding panels.
- C. Stack/Store Panels
 1. Retract floor bolts and move to storage area.

2.04 ACOUSTICAL PERFORMANCE

- A. Supply a copy of the acoustical test report certifying that the partition was tested by an independent laboratory. The partition tested must be fully functional and meet ISO or ASTM standards. The test results must be similar to or exceed the performance specified. Any sound test not showing panel construction details and weight or not disclosing all of the information will not be valid. Manufacturers must also guarantee that the products proposed have the same characteristics as the products specified and are in accordance with the drawings.
- B. Standard panel construction shall have obtained either an ISO dB or ASTM STC rating of 42-43 dB/STC.

PART 3 – EXECUTION

3.01 EXECUTION

- A. Installation. The complete installation of the operable wall system shall be by an authorized factory-trained installer and be in strict accordance with the approved shop drawings and manufacturer's standard printed specifications, instructions, and recommendations.

- B. Cleaning
 1. All track and panel surfaces shall be wiped clean and free of handprints, grease, and soil.
 2. Cartoning and other installation debris shall be removed to onsite waste collection area, provided by others.
- C. Training
 1. Installer shall demonstrate proper operation and maintenance procedures to owner's representative.
 2. Operating handle and owner's manuals shall be provided to owner's representative.



Luminous™ – Movable Glass Walls by Kwik-Wall

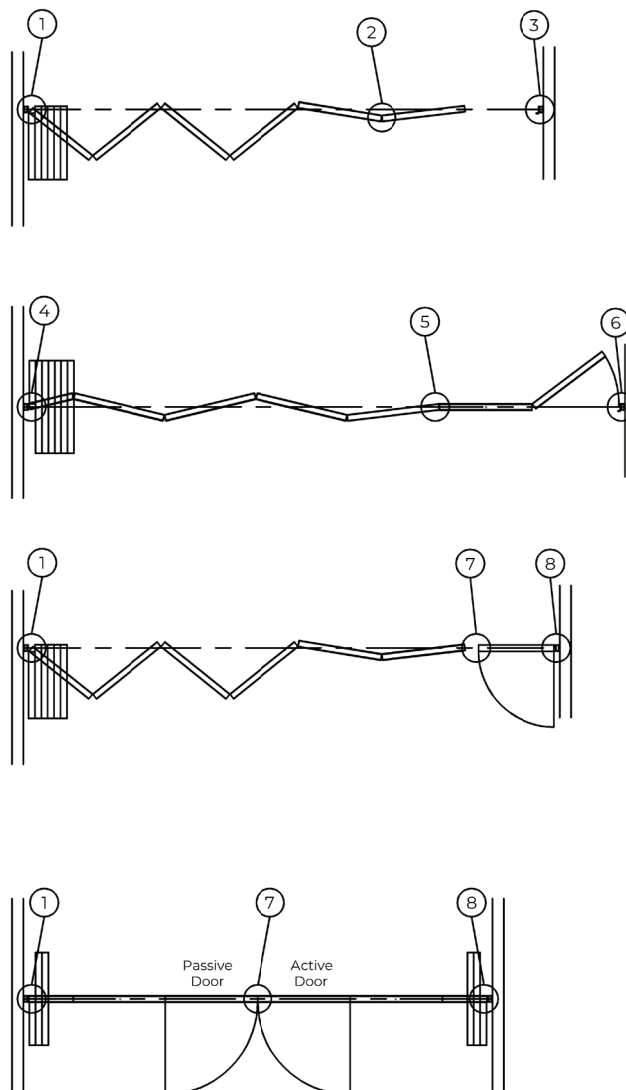
Technical Data

LUNA™ – Continuously-Hinged Panels

SECTION 10 22 39 – FOLDING PANEL PARTITIONS – GLASS

SECTION 10 22 43 – Sliding Glass Partitions

STACKING CONFIGURATIONS



Stack Depth Allowance: 3-1/8" [80]* / panel*

*Add: 2-3/8" [60] for adjustable jamb.

Pocket Width:

Widest panel + 3-1/2" ea. side of panel stack.



Luminous™ – Movable Glass Walls by Kwik-Wall

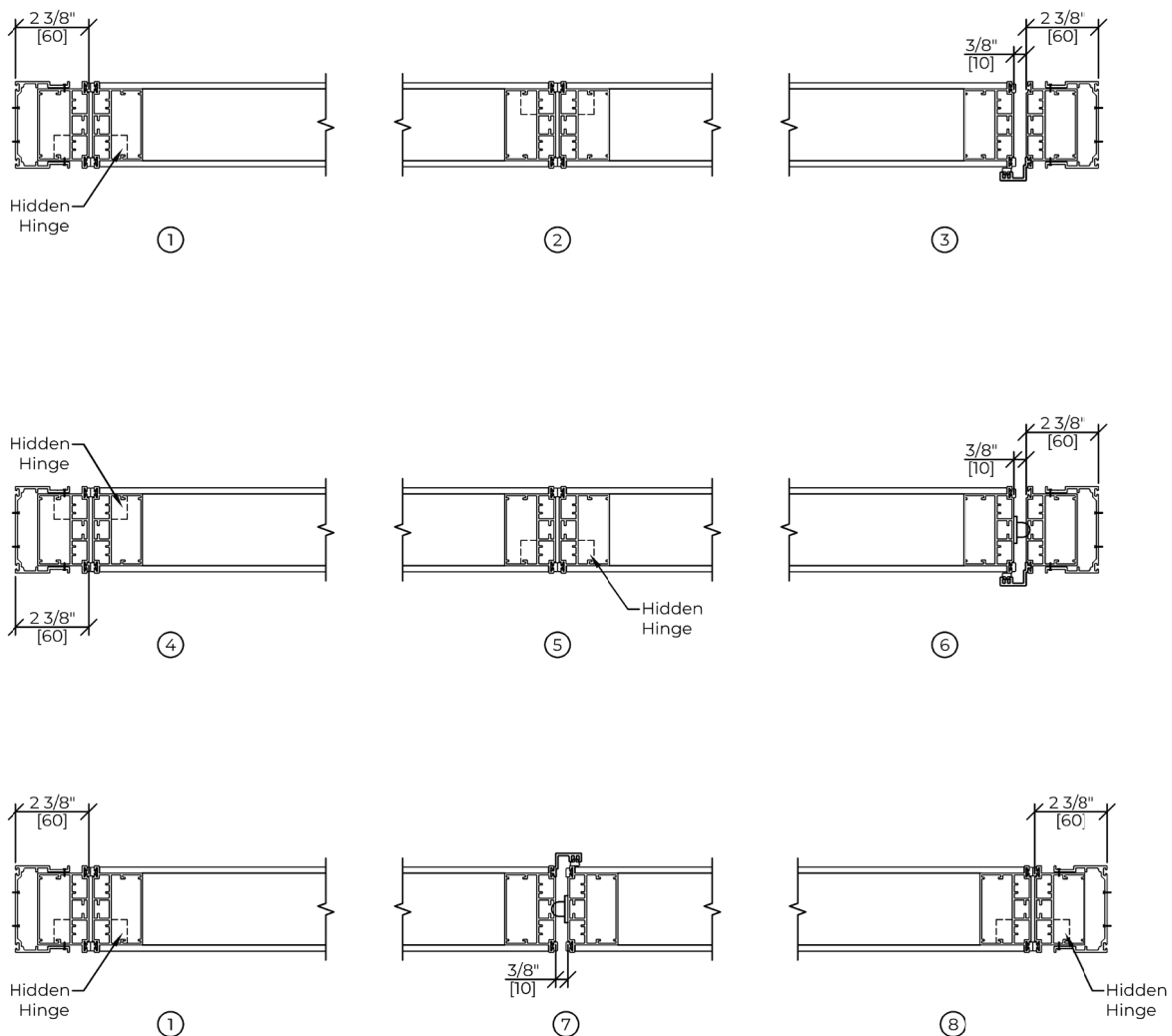
Technical Data

LUNA™ – Continuously-Hinged Panels

SECTION 10 22 39 – FOLDING PANEL PARTITIONS – GLASS

SECTION 10 22 43 – Sliding Glass Partitions

HORIZONTAL DETAILS





SECTION 10 22 39 – FOLDING PANEL PARTITIONS – GLASS
SECTION 10 22 43 – Sliding Glass Partitions



Luminous™ – Movable Glass Walls by Kwik-Wall

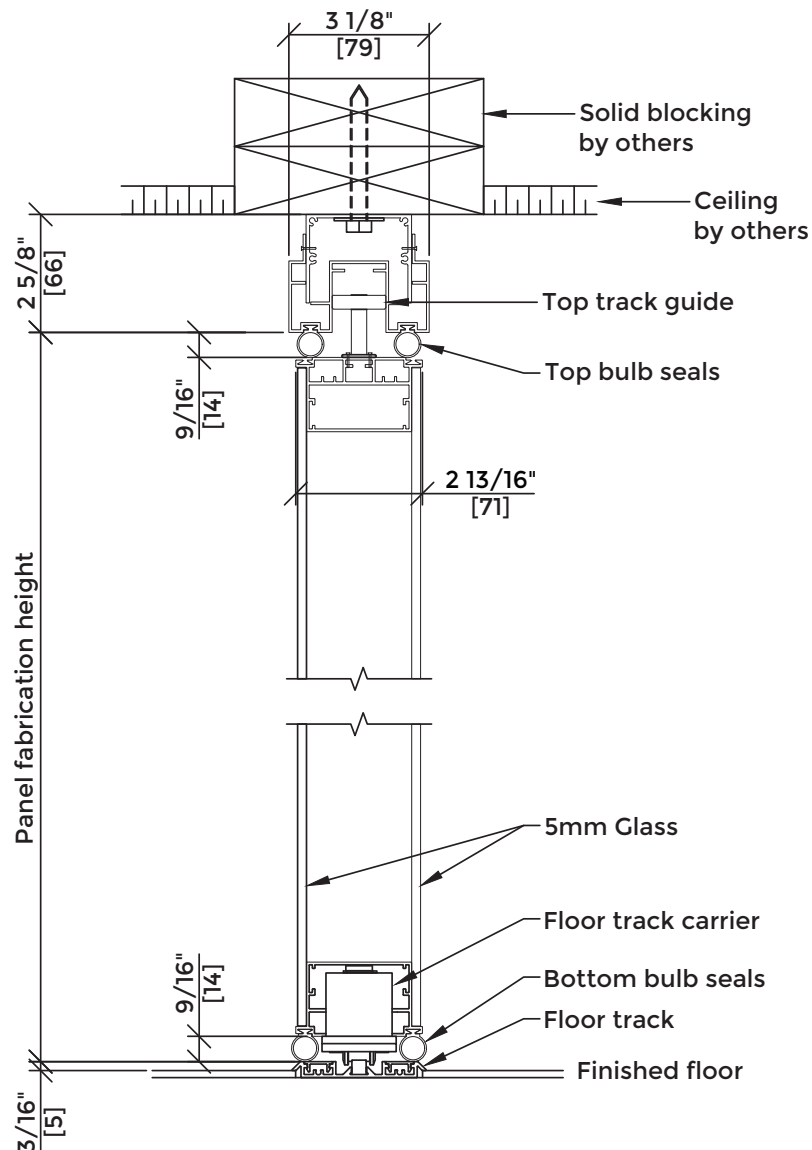
Technical Data

LUNA™ – Continuously-Hinged Panels

SECTION 10 22 39 – FOLDING PANEL PARTITIONS – GLASS

SECTION 10 22 43 – Sliding Glass Partitions

VERTICAL SECTIONS



Floor Supported - Low-Profile ADA Compliant Floor Track



Luminous™ – Movable Glass Walls by Kwik-Wall

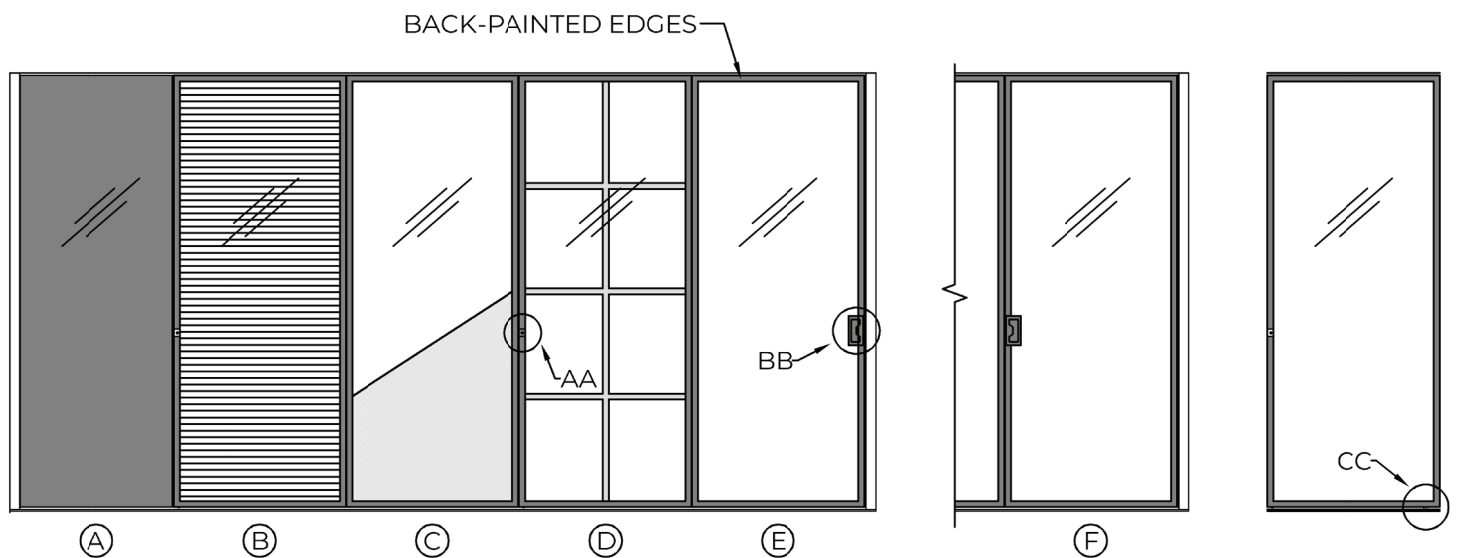
Technical Data

LUNA™ – Continuously-Hinged Panels

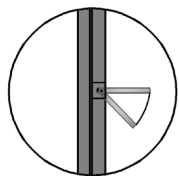
SECTION 10 22 39 – FOLDING PANEL PARTITIONS – GLASS

SECTION 10 22 43 – Sliding Glass Partitions

ELEVATION DETAILS

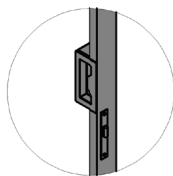


DETAIL AA



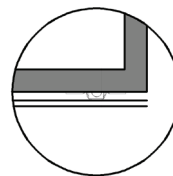
LEVER TOOL FOR
DROPPING BOTTOM PIN

DETAIL BB



STANDARD HANDLE

DETAIL CC



FLOOR TRACK CARRIER
FOR FLOOR-SUPPORTED
CONFIGURATION

- (A) FULLY BACK-PAINTED GLASS
- (B) INTERNAL BLINDS
- (C) SMART GLASS
- (D) HORIZONTAL AND VERTICAL INTERNAL MUNTINS
- (E) FULL-HEIGHT DOOR, HINGED TO ADJACENT PANEL
- (F) FULL-HEIGHT DOOR, HINGED TO WALL JAMB