

# Transforming Space Into POSSIBILITIES



## *Luminous™* Glass Walls from **Kwik-Wall**

### **SUMMARY OVERVIEW**

*Luminous* Glass Walls – the industry's most comprehensive and full-featured lineup of movable glass wall products.



**MOVABLE WALL SYSTEMS**



# Luminous™ – Movable Glass Walls by Kwik-Wall

## Summary Overview

STELLA • LUNA • ILLONA • AVA • MATA

### STELLA™ – Individual, Fully-Automatic Panels

#### SECTION 10 22 39 – FOLDING PANEL PARTITIONS – GLASS

#### Overview

##### Panel Type

- ☒ Individual
- ☐ Hinged-Paired
- ☐ Continuously-Hinged

##### Partition Support

- ☒ Top Support
- ☐ Floor Support

##### Stacking Configurations

- ☐ Centerline
- ☒ Offset
- ☒ Remote
- ☒ Bi-Parting

##### Frame Thickness

- ☒ 4-11/16" [119] 50 STC
- ☒ 4-9/16" [116] 44 STC
- ☐ 2-13/16" [71]
- ☐ 1-3/4" [44]
- ☐ 1-3/8" [35]
- ☐ Frameless

##### Operation – Panels

- ☒ Fully-Automatic
- ☐ Manual

##### Operation – Seals

- ☒ Automatic
- ☐ Manual
- ☐ Fixed

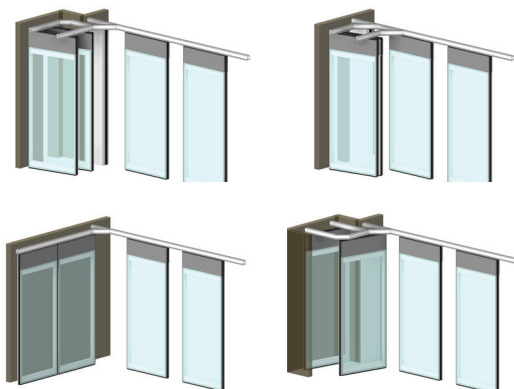
##### Sound Control

- ☒ 50 STC
- ☒ 44 STC
- ☐ 43 STC
- ☐ 35 STC
- ☐ 33 STC
- ☐ Non-Acoustic

##### Power Requirement

- ☒ Yes – Fully-Automatic
- ☐ Yes – Auto-Seals only
- ☐ No – Manual

Luminous Stella the industry's premium performance glass wall, Luminous Stella **individual, fully-automatic panels** provide 44 or 50 STC sound control, with programmable, fully automatic operation – panels travel in and out of the stacking area to their location in the opening and automatically set perimeter top, bottom and final closure seals. Pass doors with full ADA compliant panic hardware can be located in any panel.



#### WEIGHTS:

8.0 - 9.85 lbs. / sq. ft.  
[39-48kg / m2]



STELLA

Video



STELLA

More Information





# Luminous™ – Movable Glass Walls by Kwik-Wall

## Summary Overview

**STELLA** • LUNA • ILLONA • AVA • MATA

### STELLA™ – Individual, Multi-Directional Panels

#### SECTION 10 22 39 – FOLDING PANEL PARTITIONS – GLASS

#### Overview

##### Panel Type

- ☒ Individual
- ☐ Hinged-Paired
- ☐ Continuously-Hinged

##### Partition Support

- ☒ Top Support
- ☐ Floor Support

##### Stacking Configurations

- ☐ Centerline
- ☒ Offset
- ☒ Remote
- ☒ Bi-Parting

##### Frame Thickness

- ☒ 4-11/16" [119] 50 STC
- ☒ 4-9/16" [116] 44 STC
- ☐ 2-13/16" [71]
- ☐ 1-3/4" [44]
- ☐ 1-3/8" [35]
- ☐ Frameless

##### Operation – Panels

- ☐ Fully-Automatic
- ☒ Manual

##### Operation – Seals

- ☒ Automatic
- ☒ Manual
- ☐ Fixed

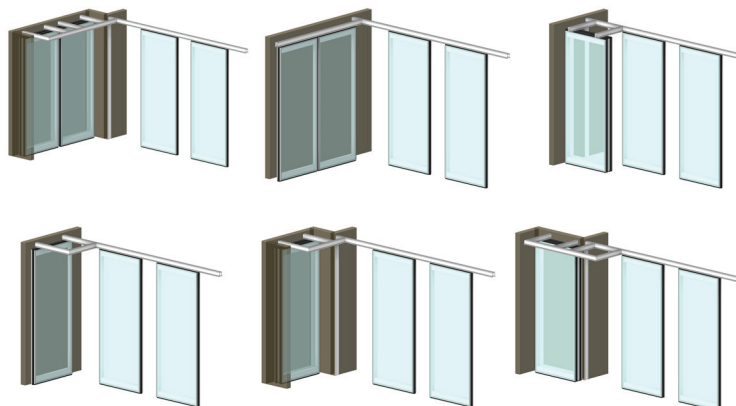
##### Sound Control

- ☒ 50 STC
- ☒ 44 STC
- ☐ 43 STC
- ☐ 35 STC
- ☐ 33 STC
- ☐ Non-Acoustic

##### Power Requirement

- ☐ Yes – Fully-Automatic
- ☒ Yes – Auto-Seals only
- ☒ No – Manual

Luminous Stella the industry's premium performance glass wall, Luminous Stella **individual, multi-directional panels** provide 44 or 50 STC sound control, with manual operation and optional automatic top and bottom seal activation, enabling a myriad of stacking configurations including remote stacking and parallel or perpendicular offset side stacking, to accommodate your room's layout. Pass doors with full ADA compliant panic hardware can be located in any panel.



**WEIGHTS:**  
8.0–9.85 lbs. / sq. ft.  
[39–48kg / m<sup>2</sup>]



**STELLA**

More Information



# Luminous™ – Movable Glass Walls by Kwik-Wall

## Summary Overview

STELLA • LUNA • ILLONA • AVA • MATA

### STELLA™ – Individual, Single Carrier Panels

#### SECTION 10 22 39 – FOLDING PANEL PARTITIONS – GLASS

#### Overview

##### Panel Type

- ☒ Individual
- ☐ Hinged-Paired
- ☐ Continuously-Hinged

##### Partition Support

- ☒ Top Support
- ☐ Floor Support

##### Stacking Configurations

- ☒ Centerline
- ☐ Offset
- ☐ Remote
- ☒ Bi-Parting

##### Frame Thickness

- ☒ 4-11/16" [119] 50 STC
- ☒ 4-9/16" [116] 44 STC
- ☐ 2-13/16" [71]
- ☐ 1-3/4" [44]
- ☐ 1-3/8" [35]
- ☐ Frameless

##### Operation – Panels

- ☐ Fully-Automatic
- ☒ Manual

##### Operation – Seals

- ☒ Automatic
- ☒ Manual
- ☐ Fixed


##### Sound Control

- ☒ 50 STC
- ☒ 44 STC
- ☐ 43 STC
- ☐ 35 STC
- ☐ 33 STC
- ☐ Non-Acoustic

##### Power Requirement

- ☐ Yes – Fully-Automatic
- ☒ Yes – Auto-Seals or switchable glass
- ☒ No – Manual

Luminous Stella the industry's premium performance glass wall, Luminous Stella individual single-carrier panels provide 44 or 50 STC sound control, with manual operation on center-line, enabling inline or perpendicular panel placement that support multiple options for open access or contiguous space separation! Pass doors with full ADA compliant panic hardware can be located in any panel.



##### WEIGHTS:

8.0–9.85 lbs. / sq. ft.  
[39-48kg / m2]



STELLA

More Information





# Luminous™ – Movable Glass Walls by Kwik-Wall

## Summary Overview

STELLA • **LUNA** • ILLONA • AVA™ • MATA

### LUNA™ – Individual, Multi-Directional Panels

#### SECTION 10 22 39 – FOLDING PANEL PARTITIONS - GLASS

#### Overview

##### Panel Type

- ☒ Individual
- ☐ Hinged-Paired
- ☐ Continuously-Hinged

##### Partition Support

- ☒ Top Support
- ☐ Floor Support

##### Stacking Configurations

- ☐ Centerline
- ☒ Offset
- ☒ Remote
- ☒ Bi-Parting

##### Frame Thickness

- ☐ 4-11/16" [119] 50 STC
- ☐ 4-1/2" [115] 44 STC
- ☒ 2-13/16" [71]
- ☐ 1-3/4" [44]
- ☐ 1-3/8" [35]
- ☐ Frameless

##### Operation – Panels

- ☐ Fully-Automatic
- ☒ Manual

##### Operation – Seals

- ☐ Automatic
- ☐ Manual
- ☒ Fixed

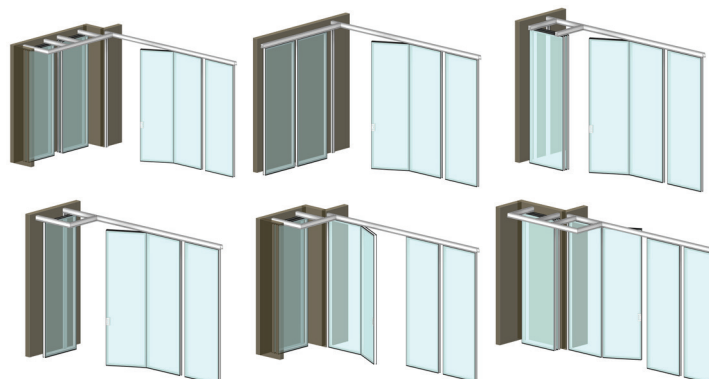
##### Sound Control

- ☐ 50 STC
- ☐ 44 STC
- ☒ 43 STC
- ☐ 35 STC
- ☐ 33 STC
- ☐ Non-Acoustic

##### Power Requirement

- ☐ Yes – Fully-Automatic
- ☒ Yes – Switchable Glass
- ☒ No – Manual

At a sleek 2-13/16" (71 mm) aluminum framed panel thickness, **Luminous Luna** movable glass partitions combine designer aesthetics with high-performance sound control (43 STC). Luna **individual, multi-directional panels** are top supported, enabling quick set-up and effortless movement across your opening!



**WEIGHTS:**  
6.35 lbs. / sq. ft.  
[31kg / m2]



**More Information**



# Luminous™ – Movable Glass Walls by Kwik-Wall

## Summary Overview

STELLA • **LUNA** • ILLONA • AVA • MATA

### LUNA™ – Continuously-Hinged Panels

SECTION 10 22 39 – FOLDING PANEL PARTITIONS – GLASS

SECTION 10 22 43 – Sliding Glass Partitions

#### Overview

##### Panel Type

- ☐ Individual
- ☐ Hinged-Paired
- ☒ Continuously-Hinged

##### Partition Support

- ☒ Top Support
- ☒ Floor Support

##### Stacking Configurations

- ☒ Centerline
- ☒ Offset
- ☐ Remote
- ☒ Bi-Parting

##### Frame Thickness

- ☐ 4-11/16" [119] 50 STC
- ☐ 4-1/2" [115] 44 STC
- ☒ 2-13/16" [71]
- ☐ 1-3/4" [44]
- ☐ 1-3/8" [35]
- ☐ Frameless

##### Operation – Panels

- ☐ Fully-Automatic
- ☒ Manual
- ☐ Fixed

##### Operation – Seals

- ☐ Automatic
- ☐ Manual
- ☒ Fixed

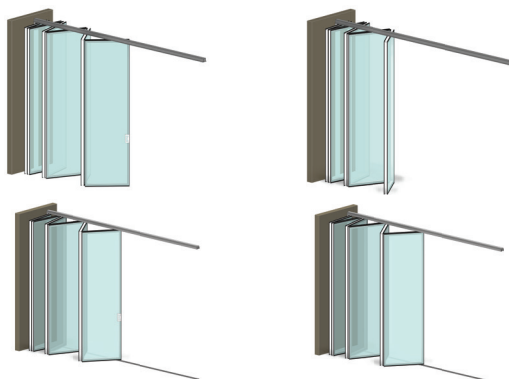
##### Sound Control

- ☐ 50 STC
- ☐ 44 STC
- ☒ 43 STC
- ☐ 35 STC
- ☐ 33 STC
- ☐ Non-Acoustic

##### Power Requirement

- ☐ No – Fully-Automatic
- ☒ Yes – Switchable Glass
- ☒ No – Manual

At a sleek 2-13/16" (71 mm) aluminum framed panel thickness, **Luminous Luna** movable glass partitions combine designer aesthetics with high-performance sound control (43 STC). Luna **continuously-hinged panels** can be top or floor-supported, enabling quick set-up and effort-less movement across your opening!



#### WEIGHTS:

6.35 lbs. / sq. ft.  
[31kg / m2]



LUNA

video



LUNA

More Information





# Luminous™ – Movable Glass Walls by Kwik-Wall

## Summary Overview

STELLA • LUNA • **ILLONA** • AVA • MATA

### ILLONA™ – Individual, Multi-Directional Panels

SECTION 10 22 39 – FOLDING PANEL PARTITIONS – GLASS

SECTION 10 22 43 – Sliding Glass Partitions

#### Overview

##### Panel Type

- ☒ Individual
- ☐ Hinged-Paired
- ☐ Continuously-Hinged

##### Partition Support

- ☒ Top Support
- ☐ Floor Support

##### Stacking Configurations

- ☐ Centerline
- ☒ Offset
- ☒ Remote
- ☒ Bi-Parting

##### Frame Thickness

- ☐ 4-11/16" [119]
- ☐ 4-1/2" [115]
- ☐ 2-13/16" [71]
- ☐ 1-3/4" [44]
- ☒ 1-3/8" [35]
- ☐ Frameless

##### Operation – Panels

- ☐ Fully-Automatic
- ☒ Manual

##### Operation – Seals

- ☐ Automatic
- ☐ Manual
- ☒ Fixed

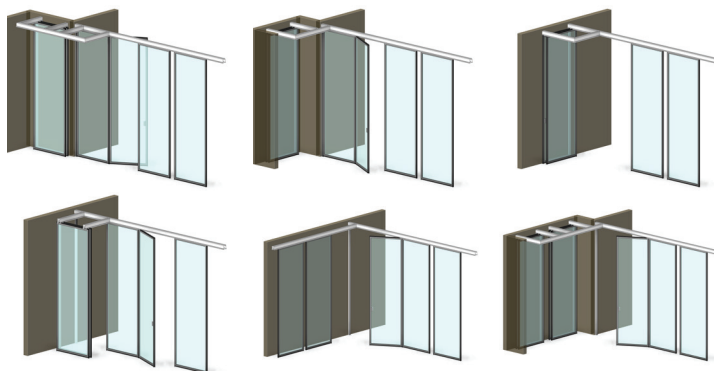
##### Sound Control

- ☐ 50 STC
- ☐ 44 STC
- ☐ 43 STC
- ☐ 35 STC
- ☒ 33 STC
- ☐ Non-Acoustic

##### Power Requirement

- ☐ Yes – Fully Automatic
- ☐ Yes – Auto-Seals only
- ☒ No – Manual

Luminous Illona offers the industry's trimmest framed operable glass wall at just 1-3/8" thick. Delivering thin-line aesthetic with functional 33 STC sound control, **Illona individual, multi-directional panels** enable a myriad of stacking configurations including remote stacking and parallel or perpendicular offset side stacking, to accommodate your room's layout!



**WEIGHTS:**  
5.12 lbs. / sq. ft.  
[25.0 kg / m2]



More Information



# Luminous™ – Movable Glass Walls by Kwik-Wall

## Summary Overview

STELLA • LUNA • **ILLONA** • AVA • MATA

### ILLONA™ – Continuously-Hinged Panels

SECTION 10 22 39 – FOLDING PANEL PARTITIONS – GLASS

SECTION 10 22 43 – Sliding Glass Partitions

#### Overview

##### Panel Type

- ☐ Individual
- ☐ Hinged-Paired
- ☒ Continuously-Hinged

##### Partition Support

- ☒ Top Support
- ☐ Floor Support

##### Stacking Configurations

- ☒ Centerline
- ☐ Offset
- ☐ Remote
- ☒ Bi-Parting

##### Frame Thickness

- ☐ 4-11/16" [119] 50 STC
- ☐ 4-1/2" [115] 44 STC
- ☐ 2-13/16" [71]
- ☐ 1-3/4" [44]
- ☒ 1-3/8" [35]
- ☐ Frameless

##### Operation – Panels

- ☐ Fully-Automatic
- ☒ Manual

##### Operation – Seals

- ☐ Automatic
- ☐ Manual
- ☒ Fixed

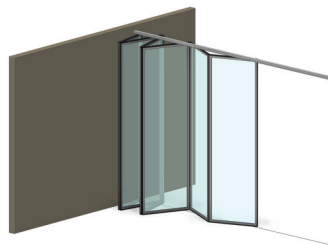
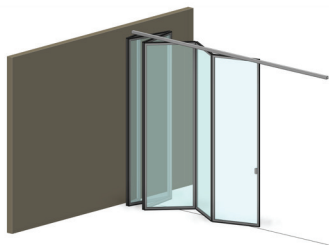
##### Sound Control

- ☐ 50 STC
- ☐ 44 STC
- ☐ 43 STC
- ☐ 35 STC
- ☒ 33 STC
- ☐ Non-Acoustic

##### Power Requirement

- ☐ Yes – Fully-Automatic
- ☐ Yes – Auto-Seals only
- ☒ No – Manual

Luminous Illona offers the industry's trimmest framed operable glass wall at just 1-3/8" thick. Delivering thin-line aesthetic with functional 33 STC sound control, Illona **continuously-hinged panels** set up quickly, moving effortlessly across your opening! .



**WEIGHTS:**  
5.12 lbs. / sq. ft.  
[25.0 kg / m2]



ILLONA

More Information





# Luminous™ – Movable Glass Walls by Kwik-Wall

## Summary Overview

STELLA • LUNA • **ILLONA** • AVA • MATA

### ILLONA™ – Individual, Pivoting Panels

SECTION 10 22 26 – OPERABLE PARTITIONS GLASS

SECTION 10 22 39 – FOLDING PANEL PARTITIONS – GLASS

#### Overview

##### Panel Type

- ☒ Individual
- ☐ Hinged-Paired
- ☐ Continuously-Hinged

##### Partition Support

- ☒ Top Support
- ☐ Floor Support

##### Stacking Configurations

- ☒ Centerline
- ☐ Offset
- ☐ Remote
- ☒ Bi-Parting

##### Frame Thickness

- ☐ 4-11/16" [119] 50 STC
- ☐ 4-1/2" [115] 44 STC
- ☐ 2-13/16" [71]
- ☐ 1-3/4" [44]
- ☒ 1-3/8" [35]
- ☐ Frameless

##### Operation – Panels

- ☐ Fully-Automatic
- ☒ Manual

##### Operation – Seals

- ☐ Automatic
- ☐ Manual
- ☒ Fixed

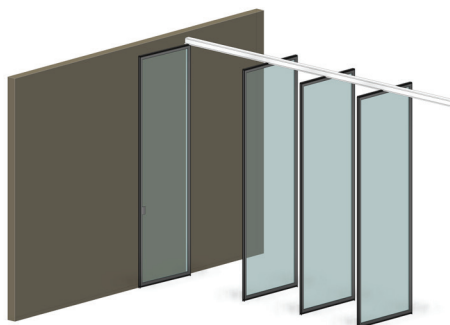
##### Sound Control

- ☐ 50 STC
- ☐ 44 STC
- ☐ 43 STC
- ☐ 35 STC
- ☒ 33 STC
- ☐ Non-Acoustic

##### Power Requirement

- ☐ Yes – Fully Automatic
- ☐ Yes – Auto-Seals only
- ☒ No – Manual

Luminous Illona offers the industry's trimmest framed operable glass wall at just 1-3/8" thick. Delivering thin-line aesthetic with functional 33 STC sound control, **Illona individual, pivoting panels** enable inline or perpendicular panel placement on centerline – supporting multiple options for open access or contiguous space separation!.



**WEIGHTS:**  
5.12 lbs. / sq. ft.  
[25.0 kg / m2]



ILLONA

More Information



# Luminous™ – Movable Glass Walls by Kwik-Wall

## Summary Overview

STELLA • LUNA • **ILLONA** • AVA • MATA

### ILLONA™ – Single or Telescopic Sliding Glass Door Partitions

SECTION 10 22 36 – FOLDING PANEL PARTITIONS – GLASS

SECTION 10 22 39 – Sliding Glass Partitions

#### Overview

##### Panel Type

- ☒ Individual
- ☐ Hinged-Paired
- ☐ Continuously-Hinged

##### Partition Support

- ☒ Top Support
- ☐ Floor Support

##### Stacking Configurations

- ☒ Centerline
- ☐ Offset
- ☐ Remote
- ☒ Bi-Parting

##### Frame Thickness

- ☐ 4-11/16" [119] 50 STC
- ☐ 4-1/2" [115] 44 STC
- ☐ 2-13/16" [71]
- ☐ 1-3/4" [44]
- ☒ 1-3/8" [35]
- ☐ Frameless

##### Operation – Panels

- ☐ Fully-Automatic
- ☒ Manual

##### Operation – Seals

- ☐ Automatic
- ☐ Manual
- ☒ Fixed

##### Sound Control

- ☐ 50 STC
- ☐ 44 STC
- ☐ 43 STC
- ☐ 35 STC
- ☒ 33 STC
- ☐ Non-Acoustic

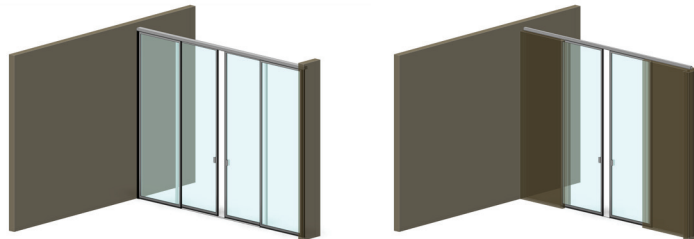
##### Power Requirement

- ☐ Yes – Fully Automatic
- ☐ Yes – Auto-Seals only
- ☒ No – Manual

Luminous Illona offers the industry's trimmest framed operable glass wall at just 1-3/8" thick. Delivering thin-line aesthetic with functional 33 STC sound control, **Illona slider doors or telescoping panels** enable side by side parallel stacking footprint on single or multi-track centerline layouts.



**WEIGHTS:**  
5.12 lbs. / sq. ft.  
[25.0 kg / m2]



**More Information**

Dimensions in [ ] are millimeters. Visit [Kwik-Wall.com](https://www.kwik-wall.com) for additional product information and to connect with your authorized Kwik-Wall distributor.

©Copyright 2024, Kwik-Wall Company





# Luminous™ – Movable Glass Walls by Kwik-Wall

## Summary Overview

STELLA • LUNA • ILLONA • **AVA** • MATA

### AVA™ – Individual, Multi-Directional Panels

SECTION 10 22 39 – Folding Glass Partitions

SECTION 10 22 43 – Sliding Glass Partitions

#### Overview

##### Panel Type

- ☒ Individual
- ☐ Hinged-Paired
- ☐ Continuously-Hinged

##### Partition Support

- ☒ Top Support
- ☐ Floor Support

##### Stacking Configurations

- ☐ Centerline
- ☒ Offset
- ☒ Remote
- ☒ Bi-Parting

##### Frame Thickness

- ☐ 4-11/16" [119] 50 STC
- ☐ 4-1/2" [116] 44 STC
- ☐ 2-13/16" [71]
- ☐ 1-3/4" [44]
- ☐ 1-3/8" [35]
- ☒ Frameless

35 STC Option comes with vertical panel edge trim

##### Operation – Panels

- ☐ Fully-Automatic
- ☒ Manual

##### Operation – Seals

- ☐ Automatic
- ☐ Manual
- ☒ Fixed

##### Sound Control

- ☐ 50 STC
- ☐ 44 STC
- ☐ 43 STC
- ☒ 35 STC\*
- ☐ 33 STC
- ☒ Non-Acoustic

Available with vertical edge trim

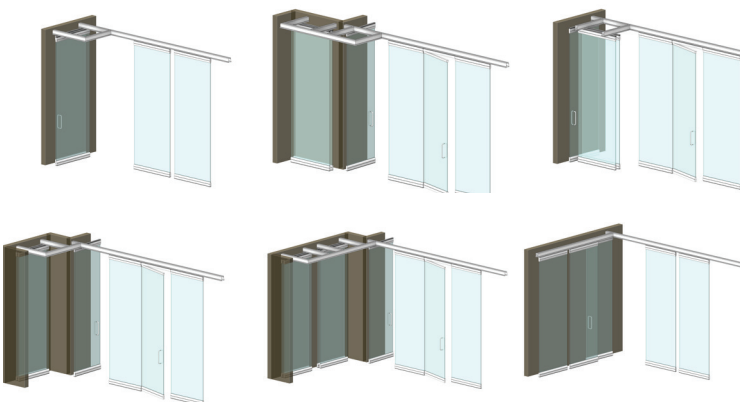
##### Power Requirement

- ☐ Yes – Fully-Automatic
- ☐ Yes – Auto-Seals only
- ☒ No – Manual

For uninterrupted visual continuity across your interior space, **Luminous Ava Individual, Multi-Directional Panels** are the answer.

Top-supported panels available up to 10'-6" tall and in unlimited opening widths require no floor track and store compactly in multiple stacking configurations.

If crystal-clear panoramic viewing across your space is what your project requires, look no further than Kwik-Wall's **Luminous Ava glass walls**.



**WEIGHTS:**  
7.35 lbs. / sq. ft.  
(36 kg / m2)



**More Information**

Dimensions in [ ] are millimeters. Visit [Kwik-Wall.com](https://www.kwik-wall.com) for additional product information and to connect with your authorized Kwik-Wall distributor.

©Copyright 2024, Kwik-Wall Company



# Luminous™ – Movable Glass Walls by Kwik-Wall

## Summary Overview

STELLA • LUNA • ILLONA • **AVA** • MATA

### AVA™ – Hinged-Paired Panels, Frameless Panels

SECTION 10 22 39 – Folding Glass Partitions

SECTION 10 22 43 – Sliding Glass Partitions

#### Overview

##### Panel Type

- ☐ Individual
- ☒ Hinged-Paired
- ☐ Continuously-Hinged

##### Partition Support

- ☒ Top Support
- ☐ Floor Support

##### Stacking Configurations

- ☒ Centerline
- ☐ Offset
- ☐ Remote
- ☒ Bi-Parting

##### Frame Thickness

- ☐ 4-11/16" [119] 50 STC
- ☐ 4-9/16" [116] 44 STC
- ☐ 2-13/16" [71]
- ☐ 1-3/4" [44]
- ☐ 1-3/8" [35]
- ☒ Frameless

##### Operation – Panels

- ☐ Fully-Automatic
- ☒ Manual

##### Operation – Seals

- ☐ Automatic
- ☐ Manual
- ☒ Fixed

##### Sound Control

- ☐ 50 STC
- ☐ 44 STC
- ☐ 43 STC
- ☐ 35 STC
- ☐ 33 STC
- ☒ Non-Acoustic

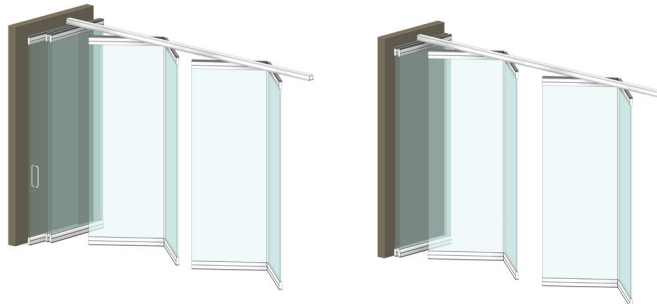
##### Power Requirement

- ☐ Yes – Fully-Automatic
- ☐ Yes – Auto-Seals only
- ☒ No – Manual

For uninterrupted visual continuity across your interior space, **Luminous Ava Hinged-Paired Panels** are the answer.

Top-supported panels available up to 10'-6" tall and in unlimited opening widths require no floor track and store compactly on centerline at room perimeter.

If crystal-clear panoramic viewing across your space is what your project requires, look no further than Kwik-Wall's **Luminous Ava glass walls**.



**WEIGHTS:**  
7.35 lbs. / sq. ft.  
(36 kg / m2)



**More Information**

Dimensions in [ ] are millimeters. Visit [Kwik-Wall.com](https://www.kwik-wall.com) for additional product information and to connect with your authorized Kwik-Wall distributor.

©Copyright 2024, Kwik-Wall Company





# Luminous™ – Movable Glass Walls by Kwik-Wall

## Summary Overview

STELLA • LUNA • ILLONA • AVA • **MATA**

### MATA™ – Individual, Multi-Directional Frameless Panels

#### SECTION 10 22 39 – Folding Glass Partitions

#### Overview

##### Panel Type

- ☒ Individual
- ☐ Hinged-Paired
- ☐ Continuously-Hinged

##### Partition Support

- ☒ Top Support
- ☐ Floor Support

##### Stacking Configurations

- ☐ Centerline
- ☒ Offset
- ☒ Remote
- ☒ Bi-Parting

##### Frame Thickness

- ☐ 4-11/16" [119] 50 STC
- ☐ 4-9/16" [116] 44 STC
- ☐ 2-13/16" [71]
- ☒ 1-3/4" [44]
- ☐ 1-3/8" [35]
- ☐ Frameless

##### Operation – Panels

- ☐ Fully-Automatic
- ☒ Manual

##### Operation – Seals

- ☐ Automatic
- ☐ Manual
- ☒ Fixed


##### Sound Control

- ☐ 50 STC
- ☐ 44 STC
- ☐ 43 STC
- ☐ 35 STC
- ☐ 33 STC
- ☒ Non-Acoustic

##### Power Requirement

- ☐ Yes – Fully-Automatic
- ☐ Yes – Auto-Seals only
- ☒ No – Manual

Luminous MATA from Kwik-Wall - where the organic beauty of timber meets the visual clarity and performance of glass to provide the industry's most elegant, non-acoustic glass wall design option. Top-supported individual, multi-directional panels, glide quietly across your opening, and store compactly in multiple stacking configurations. Triple-laminated panel frame options are available in stain-finished Red Oak and Maple, or in white or black painted Poplar. Mata's sleek 1-3/4" frame offers a compact storage footprint, with designer hardware and multiple glazing options including decorative glass, provide the quality finishing touches to the stylish simplicity and classic timber charm.



**WEIGHTS:**  
7.0–7.5 lbs. / sq. ft.



**MATA**

More Information



# Luminous™ – Movable Glass Walls by Kwik-Wall

## Summary Overview

STELLA • LUNA • ILLONA • AVA • **MATA**

### MATA™ – Hinged-Paired Panels

#### SECTION 10 22 39 – Folding Glass Partitions

#### Overview

##### Panel Type

- ☐ Individual
- ☒ Hinged-Paired
- ☐ Continuously-Hinged

##### Partition Support

- ☒ Top Support
- ☐ Floor Support

##### Stacking Configurations

- ☒ Centerline
- ☐ Offset
- ☐ Remote
- ☐ Bi-Parting

##### Frame Thickness

- ☐ 4-11/16" [119] 50 STC
- ☐ 4-9/16" [116] 44 STC
- ☐ 2-13/16" [71]
- ☒ 1-3/4" [44]
- ☐ 1-3/8" [35]
- ☐ Frameless

##### Operation – Panels

- ☐ Fully-Automatic
- ☒ Manual

##### Operation – Seals

- ☐ Automatic
- ☐ Manual
- ☒ Fixed

##### Sound Control

- ☐ 50 STC
- ☐ 44 STC
- ☐ 43 STC
- ☐ 35 STC
- ☐ 33 STC
- ☒ Non-Acoustic

##### Power Requirement

- ☐ Yes – Fully-Automatic
- ☐ Yes – Auto-Seals only
- ☒ No – Manual

Luminous MATA from Kwik-Wall - where the organic beauty of timber meets the visual clarity and performance of glass to provide the industry's most elegant, non-acoustic glass wall design option.

Triple-laminated frame options are available in Red Oak and Maple, stained and sealed in four colors, or in Poplar, painted white or black. Top-supported, centerline-stacking hinged-paired panels make set-up and perimeter wall stacking quick and easy!



**WEIGHTS:**  
7.0–7.5 lbs. / sq. ft.



**MATA**  
More Information