

Operable Walls

Available in manually operated single, hinged-paired, or in continuously-hinged electric panel configurations; in certified STC sound control from 42 STC to an industry-leading 56 STC, 3000 Series (4" panel), or 2000 Series (3" panel), Kwik-Wall Operable Walls set the performance standard for ease of use, durability, aesthetics and best-in-class sound control.

Kwik-Wall is now the North American licensee for Hufcor® Operable Walls. Installed in some of the most iconic convention centers and hospitality facilities, and recognized world-wide for unparalleled quality, performance and design flexibility, Hufcor 600 Series operable walls have earned their legacy reputation.



- KWIK-WALL 3000, 2000 SERIES
- HUF COR 600 SERIES

3000 SERIES OPERABLE WALLS – The industry’s premium performance steel panel operable wall, engineered at 4” panel thickness and manufactured for rugged durability to fit openings up to 30’-0” tall, Series 3000 steel panels are certified by independent acoustical laboratory testing to achieve the industry’s best-in-class acoustic performance up to 56 STC.



2000 SERIES OPERABLE WALLS – Engineered at 3” panel thickness to minimize panel storage footprint, Series 2000 operable walls are Kwik-Wall’s most cost-effective operable wall choice. Available in all panel configurations, with certified STC ratings from 42 to 51 STC. You can depend on 2000 Series Operable Walls for acoustical performance and durability.




HUF COR SERIES 600 OPERABLE WALLS – Boasting a long history of exceptional operational and acoustic performance in large and complex layouts around the world. Hufcor 600 Series by Kwik-Wall, with heights up to 60’-0” tall, are available through Kwik-Wall distribution partners throughout North America.





MODEL 3010 — Individual Panels, Curve and Diverter

SECTION 10 22 26 OPERABLE PARTITIONS SECTION 10 22 39 FOLDING PANEL PARTITIONS



Overview

Panel Type

- Individual Panels Curve & Diverter
- Individual Panels – Multi Directional
- Hinged-Paired
- Continuously-Hinged

Partition Operation

- Manual
- Electric

Stacking Configurations

- Centerline
- Offset
- Remote
- Bi-Parting

STC Options

A=Acoustic Substrate S=Steel Skin

- 46A 50S
- 46S 52S
- 48A 54S
- 50A 56S

Panel Finishes

- Vinyl High Pressure Laminate
 - Fabric Wood Veneer
 - Carpet Customer Supplied*
- * Material subject to Kwik-Wall approval

Vertical Panel Joints

- Trimless
- Capped Trim

Top Seals

- Fixed
- Operable

Bottom Seals

- Fixed Automatic
- Adjustable Fixed Extended
- Operable

Available Options

Storage pocket doors; ADA Pass Doors – (single, double with panic hardware, concealed door closures & exit signs); invisible hinges; dry marker surfaces; insulated glass unit inserts; (GL Panels); tack surfaces.

KWIK-WALL's Model 3010 / 3010GL – Individual panels with pre-programmed-travel paths utilizing ultra-smooth radius curve and diverter track system which eliminates operator set up errors. Ideally suited for complex layouts and stacking configurations in applications up to 30'-0" [9144] in height. STC options from 46-56, Series 3000 operable walls offer industry-leading sound control

Model **3010** construction features panels that are 4" [101.6] thick, with a frame manufactured of durable roll-formed steel, and for maximum strength and sound control steel skins are standard. Optional insulated glass units 3010 GL are available with 43 and 48 STC.



Radius Curve & Diverter Track

3000 Series Panel Weights

STC	lbs./sq.ft.	Kg/m2
46A	6.6 lbs./sq.ft	[32 kg/m2]
46S	8.5 lbs./sq.ft	[41 kg/m2]
48A	7.5 lbs./sq.ft	[37 kg/m2]
50A	9.0 lbs./sq.ft	[44 kg/m2]
50S	9.5 lbs./sq.ft	[46 kg/m2]
52S	9.5 lbs./sq.ft	[46 kg/m2]
56S	12.9 lbs./sq.ft	[63kg/m2]



3010/3010GL

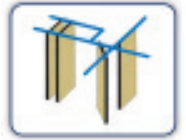
More Information



3000 SERIES · 2000 SERIES · HUF COR 600 SERIES

MODEL 3020 — Individual Multi-Directional Panels

SECTION 10 22 26 OPERABLE PARTITIONS
SECTION 10 22 39 FOLDING PANEL PARTITIONS



Overview

Panel Type

- Individual Panels Curve & Diverter
- Individual Panels – Multi Directional
- Hinged-Paired
- Continuously-Hinged

Partition Operation

- Manual
- Electric

Stacking Configurations

- Centerline
- Offset
- Remote
- Bi-Parting

STC Options

A=Acoustic Substrate S=Steel Skin

- 46A 50S
- 46S 52S
- 48A 54S
- 50A" 56S

Panel Finishes

- Vinyl High Pressure Laminate
 - Fabric Wood Veneer
 - Carpet Customer Supplied*
- * Material subject to Kwik-Wall approval

Vertical Panel Joints

- Trimless
- Capped Trim

Top Seals

- Fixed
- Operable

Bottom Seals


- Fixed Automatic
- Adjustable Fixed Extended
- Operable

Available Options

Storage pocket doors; ADA Pass Doors – (single, double with panic hardware, concealed door closures & exit signs); invisible hinges; dry marker surfaces; insulated glass unit inserts; (GL Panels); tack surfaces.

KWIK-WALL's Model 3020 / 3020GL – featuring individual, multi-directional panels capable of making 90° turns at X, L, or T track intersections. With STC options from 46-56, 3000 Series Operable Walls offer industry-leading premium sound control.

Model **3020** construction features panels that are 4" [101.6] thick, manufactured of a durable roll-formed steel frame, and standard steel skins for maximum durability and sound control. Optional acoustical glass inserts, (**3020GL**) are available and achieve 43 and 48 STC sound control.



90° X, L, T intersections

3000 Series Panel Weights

STC	lbs./sq.ft.	Kg/m ²
46A	6.6 lbs./sq.ft	[32 kg/m ²]
46S	8.5 lbs./sq.ft	[41 kg/m ²]
48A	7.5 lbs./sq.ft	[37 kg/m ²]
50A	9.0 lbs./sq.ft	[44 kg/m ²]
50S	9.5 lbs./sq.ft	[46 kg/m ²]
52S	9.5 lbs./sq.ft	[46 kg/m ²]
56S	12.9 lbs./sq.ft	[63kg/m ²]



3020/3020GL

More Information



MODEL 3030 — Hinged-Paired Panels

SECTION 10 22 26 OPERABLE PARTITIONS
SECTION 10 22 39 FOLDING PANEL PARTITIONS



Overview

Panel Type

- Individual Panels Curve & Diverter
- Individual Panels – Multi Directional
- Hinged-Paired
- Continuously-Hinged

Partition Operation

- Manual
- Electric

Stacking Configurations

- Centerline
- Offset
- Remote
- Bi-Parting

STC Options

A=Acoustic Substrate S=Steel Skin

- 46A 50S
- 46S 52S
- 48A 54S
- 50A" 56S

Panel Finishes

- Vinyl High Pressure Laminate
 - Fabric Wood Veneer
 - Carpet Customer Supplied*
- * Material subject to Kwik-Wall approval

Vertical Panel Joints

- Trimless
- Capped Trim

Top Seals

- Fixed
- Operable

Bottom Seals

- Fixed Automatic
- Adjustable Fixed Extended
- Operable

Available Options

Storage pocket doors; ADA Pass Doors – (single, double with panic hardware, concealed door closures & exit signs); invisible hinges; dry marker surfaces; insulated glass unit inserts; (GL Panels); tack surfaces.

KWIK-WALL's Model 3030 / 3030GL – featuring panels hinged together in groups of two (2), allowing quick and easy set up. With centerline support and operation, hinged-paired panels are ideally suited for straight-run room division applications up to 24'-2" [4928] in height. With STC options from 46-56, 3000 Series Operable Walls offer industry-leading premium sound control.

Model **3030** construction features panels that are 4" [101.6] thick, manufactured of a durable roll-formed steel frame, and standard steel skins for maximum durability and sound control. Optional acoustical glass inserts, (**3030GL**) are available and achieve 43 and 48 STC sound control.



3000 Series Panel Weights

STC	lbs./sq.ft.	Kg/m2
46A	6.6 lbs./sq.ft	[32 kg/m2]
46S	8.5 lbs./sq.ft	[41 kg/m2]
48A	7.5 lbs./sq.ft	[37 kg/m2]
50A	9.0 lbs./sq.ft	[44 kg/m2]
50S	9.5 lbs./sq.ft	[46 kg/m2]
52S	9.5 lbs./sq.ft	[46 kg/m2]
56S	12.9 lbs./sq.ft	[63kg/m2]



3030/3030GL

More Information



3000 SERIES · 2000 SERIES · HUF COR 600 SERIES

MODEL 3050 — Continuously-Hinged Electric Panels

SECTION 10 22 26 OPERABLE PARTITIONS
SECTION 10 22 39 FOLDING PANEL PARTITIONS



Overview

Panel Type

- Individual Panels Curve & Diverter
- Individual Panels – Multi Directional
- Hinged-Paired
- Continuously-Hinged

Partition Operation

- Manual
- Electric

Stacking Configurations

- Centerline
- Offset
- Remote
- Bi-Parting

STC Options

A=Acoustic Substrate S=Steel Skin

- 46A 50S
- 46S 52S
- 48A 54S
- 50A" 56S

Panel Finishes

- Vinyl High Pressure Laminate
 - Fabric Wood Veneer
 - Carpet Customer Supplied*
- * Material subject to Kwik-Wall approval

Vertical Panel Joints

- Trimless
- Capped Trim

Top Seals

- Fixed
- Operable

Bottom Seals

- Fixed Automatic
- Adjustable Fixed Extended
- Operable

Available Options

Storage pocket doors; ADA Pass Doors – (single, concealed door closures & exit signs); invisible hinges; dry marker surfaces; insulated glass unit inserts; (GL Panels); tack surfaces.

KWIK-WALL's Model 3050 / 3050GL – features electric operation for automatic set up. With centerline support, **3050 and 3050 GL** continuously-hinged electric operable walls are ideally suited for large, tall openings for straight-run room division applications up to 24'-2" [7366] with steel skins, and 14'-2" with acoustic substrate [4318]. With STC options from 46-56, 3000 Series Operable Walls offer industry-leading premium sound control.

Model 3050 construction features panels that are 4" [101.6] thick, manufactured of a durable roll-formed steel frame, and standard steel skins for maximum durability and sound control. Optional acoustical glass inserts, (**3050GL**) are available and achieve 43 and 48 STC sound control.



3000 Series Panel Weights

STC	lbs./sq.ft.	Kg/m2
46A	6.6 lbs./sq.ft	[32 kg/m2]
48A	7.5 lbs./sq.ft	[37 kg/m2]
50A	9.0 lbs./sq.ft	[44 kg/m2]
46S	8.5 lbs./sq.ft	[41 kg/m2]
50S	9.5 lbs./sq.ft	[46 kg/m2]
52S	9.5 lbs./sq.ft	[46 kg/m2]
56S	12.9 lbs./sq.ft	[63kg/m2]



More Information



3000 SERIES · 2000 SERIES · HUF COR 600 SERIES

3000 SERIES — Pocket Doors

SECTION 10 22 26 OPERABLE PARTITIONS
SECTION 10 22 39 FOLDING PANEL PARTITIONS



Overview

Pocket Door Types

- Bi-Fold Doors w/ Bulb Seal
- Single Door w/ Bulb Seal
- Single Door w/ Expander
- Double Doors w/ Lap Trim
- Double Doors w/ Expander
- Double Doors w/Expander & Interlock Switches (3050 models)

Operation

- Manual
- Electric: Safety Interlock disables electric operable wall operation when pocket doors are closed.

STC Options

A=Acoustic Substrate S=Steel Skin

- 46A 50S
- 46S 52S
- 48A 54S
- 50A 56S

Panel Finishes

- Vinyl High Pressure Laminate
 - Fabric Wood Veneer
 - Carpet Customer Supplied*
- * Material Subject to Kwik-Wall approval

Vertical Panel Joints

- Trimless
- Capped Trim

Top Seals

- Fixed: seals against pocket door header trim
- Operable

Bottom Seals

- Fixed Automatic
- Adjustable Fixed Extended
- Operable

Security Hardware Options

- Keyed Cylinder Lock with adjustable concealed vertical rod interfacing with strike plate attached to finished floor.
- Master Keyed Cylinder Lock (optional), furnished by others and installed by KWIK-WALL as noted on submittal shop drawings.

KWIK-WALL's **3000 Series Pocket Doors** close off your operable wall storage area when panels are not in use. Constructed with the same materials as our **3000 Series** operable wall panels, 3000 Series pocket doors can also serve as the perimeter wall for your final closure to seal against. In very wide openings, sealing to the face of the pocket door can eliminate panels without compromising the acoustic integrity of your operable wall.

Series 3000 Pocket Doors are 4" [101.6] thick, manufactured of a durable roll-formed steel frame, and standard steel skins for maximum durability and sound control.



3000 Series Panel Weights

STC	lbs./sq.ft.	Kg/m2
46A	6.6 lbs./sq.ft	[32 kg/m2]
46S	8.5 lbs./sq.ft	[41 kg/m2]
48A	7.5 lbs./sq.ft	[37 kg/m2]
50A	9.0 lbs./sq.ft	[44 kg/m2]
50S	9.5 lbs./sq.ft	[46 kg/m2]
52S	9.5 lbs./sq.ft	[46 kg/m2]
56S	12.9 lbs./sq.ft	[63kg/m2]




3000 SERIES
More Information



MODEL 2010 — Individual Panels, Curve and Diverter

SECTION 10 22 26 OPERABLE PARTITIONS SECTION 10 22 39 FOLDING PANEL PARTITIONS



Overview

Panel Type

- Individual Panels, Curve and Diverter
- Individual Panels, Multi-Directional
- Hinged-Paired
- Continuously-Hinged

Partition Operation

- Manual
- Electric

Stacking Configurations

- Centerline
- Offset
- Remote
- Bi-Parting

STC Options

A=Acoustic Substrate S=Steel Skin

- 52S 45A
- 50S 49A
- 42A 50A

Panel Finishes

- Vinyl High Pressure Laminate
 - Fabric Wood Veneer
 - Carpet Customer Supplied*
 - Digitally Printed Steel Skin
- * Material Subject to Kwik-Wall approval

Vertical Panel Joints

- Trimless
- Capped Trim

Top Seals

- Fixed
- Operable

Bottom Seals

- Fixed Automatic
- Adjustable Fixed Extended
- Operable

Available Options

Storage pocket doors; ADA Pass Doors – (single, double with panic hardware, concealed door closures & exit signs); dry marker surfaces; insulated glass unit inserts; tack surfaces.

KWIK-WALL's Model 2010 – featuring individual panels with pre-programmed-travel paths utilizing our ultra-smooth radius curve and diverter track system, eliminates operator set up errors. Ideally suited for complex layouts and stacking configurations in applications up to 16'-2" [4928] in height. With STC options from 42-52, 2000 Series Operable Walls offer industry-leading premium sound control.

Model **2010** construction features panels that are 3" [76.2] thick, manufactured of a durable roll-formed steel frame, with steel skins for maximum durability or with acoustic substrate construction, in STC ratings from 42-50 are available. Optional acoustical glass insert vision lites can be added.



Radius Curve & Diverter Track

2000 Series Panel Weights		
STC	lbs./sq.ft.	Kg/m2
52S	9.2 lbs./sq. ft.	[44.9 kg/m2]
50S	8.6 lbs./sq. ft.	[41.9 kg/m2]
42A	6.5 lbs./sq. ft.	[36.6 kg/m2]
45A	7.5 lbs./sq. ft.	[36.6 kg/m2]
49A	9.0 lbs./sq. ft.	[43.9 kg/m2]
50A	9.0 lbs./sq. ft.	[43.9 kg/m2]



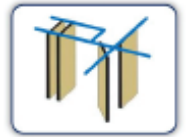
2010
More Information



3000 SERIES • **2000 SERIES** • HUF COR 600 SERIES

MODEL 2020 — INDIVIDUAL, MULTI-DIRECTIONAL PANELS

SECTION 10 22 26 OPERABLE PARTITIONS
SECTION 10 22 39 FOLDING PANEL PARTITIONS



Overview

Panel Type

- Individual Panels, Curve and Diverter
- Individual Panels, Multi-Directional
- Hinged-Paired
- Continuously-Hinged

Partition Operation

- Manual
- Electric

Stacking Configurations

- Centerline
- Offset
- Remote
- Bi-Parting

STC Options

A=Acoustic Substrate S=Steel Skin

- 52S 45A
- 50S 49A
- 42A 50A

Panel Finishes

- Vinyl High Pressure Laminate
 - Fabric Wood Veneer
 - Carpet Customer Supplied*
 - Digitally Printed Steel Skins
- * Material subject to Kwik-Wall approval

Vertical Panel Joints

- Trimless
- Capped Trim

Top Seals

- Fixed
- Operable

Bottom Seals

- Fixed Automatic
- Adjustable Fixed Extended
- Operable

Available Options

Storage pocket doors; ADA Pass Doors – (single, double with panic hardware, concealed door closures & exit signs); dry marker surfaces; insulated glass unit inserts; tack surfaces.

KWIK-WALL's Model 2020 – featuring individual, multi-directional panels capable of making 90° turns at X, L, or T track intersections in room division applications up to 16'-2" [9144] in tall. With STC options from 42-52, 2000 Series Operable Walls offer industry-leading premium sound control.

Model **2020** construction features panels that are 3" [76.2] thick, manufactured of a durable roll-formed steel frame, with steel skins for maximum durability or with acoustic substrate construction in STC ratings from 42-50 are available. Optional acoustical glass insert vision lites can be added.



2000 Series Panel Weights

STC	lbs./sq.ft.	Kg/m2
52S	9.2 lbs./sq. ft.	[44.9 kg/m2]
50S	8.6 lbs./sq. ft.	[41.9 kg/m2]
42A	6.5 lbs./sq. ft.	[36.6 kg/m2]
45A	7.5 lbs./sq. ft.	[36.6 kg/m2]
49A	9.0 lbs./sq. ft.	[43.9 kg/m2]
50A	9.0 lbs./sq. ft.	[43.9 kg/m2]



2020

More Information



MODEL 2030 — Hinged-Paired Panels

SECTION 10 22 26 OPERABLE PARTITIONS
SECTION 10 22 39 FOLDING PANEL PARTITIONS



Overview

Panel Type

- Individual Panels, Curve and Diverter
 Individual Panels, Multi-Directional
 Hinged-Paired
 Continuously-Hinged

Partition Operation

- Manual
 Electric

Stacking Configurations

- Centerline
 Offset
 Remote
 Bi-Parting

STC Options

A=Acoustic Substrate S=Steel Skin

- 52S 45A
 50S 49A
 42A 50A

Panel Finishes

- Vinyl High Pressure Laminate
 Fabric Wood Veneer
 Carpet Customer Supplied*
 Digitally Printed Steel Skin
 *Material Subject to Kwik-Wall approval

Vertical Panel Joints

- Trimless
 Capped Trim

Top Seals

- Fixed
 Operable

Bottom Seals

- Fixed Automatic
 Adjustable Fixed Extended
 Operable

Available Options

Storage pocket doors; ADA Pass Doors – (single, double with panic hardware, concealed door closures & exit signs); dry marker surfaces; insulated glass unit inserts; tack surfaces.

KWIK-WALL's Model 2030 – featuring panels hinged together in groups of two (2), allowing quick and easy set up. With centerline support and operation, hinged-paired panels are ideally suited for straight-run room division applications up to 16'-2" [4.93] in height. With STC options from 42-52, 2000 Series Operable Walls offer industry-leading premium sound control.

Model **2030** construction features panels that are 3" [76.2] thick, manufactured of a durable roll-formed steel frame, and standard steel skins for maximum durability and sound control. For acoustic substrate construction, or for finishes that require acoustic substrate (HPL, Wood Veneer), STC ratings from 42-50 are available. Optional acoustical glass insert vision-lites can be added.



2000 Series Panel Weights

STC	lbs./sq.ft.	Kg/m ²
52S	9.2 lbs./sq. ft.	[44.9 kg/m ²]
50S	8.6 lbs./sq. ft.	[41.9 kg/m ²]
42A	6.5 lbs./sq. ft.	[36.6 kg/m ²]
45A	7.5 lbs./sq. ft.	[36.6 kg/m ²]
49A	9.0 lbs./sq. ft.	[43.9 kg/m ²]
50A	9.0 lbs./sq. ft.	[43.9 kg/m ²]



2030
More Information



MODEL 2050 — Continuously-Hinged Electric Panels

SECTION 10 22 26 OPERABLE PARTITIONS
SECTION 10 22 39 FOLDING PANEL PARTITIONS



Overview

Panel Type

- Individual Panels, Curve and Diverter
- Individual Panels, Multi-Directional
- Hinged-Paired
- Continuously-Hinged

Partition Operation

- Manual
- Electric

Stacking Configurations

- Centerline
- Offset
- Remote
- Bi-Parting

STC Options

A=Acoustic Substrate S=Steel Skin

- 52S 45A
- 50S 49A
- 42A 50A

Panel Finishes

- Vinyl High Pressure Laminate
 - Fabric Wood Veneer
 - Carpet Customer Supplied*
 - Digitally Printed Steel Skin
- * Material Subject to Kwik-Wall approval

Vertical Panel Joints

- Trimless
- Capped Trim

Top Seals

- Fixed
- Operable

Bottom Seals

- Fixed Automatic
- Adjustable Fixed Extended
- Operable

Available Options

Storage pocket doors; ADA Pass Doors – (single, concealed door closures & exit signs); dry marker surfaces; insulated glass unit inserts; tack surfaces.

KWIK-WALL's Model 2050 – features electric operation for fully automatic setup. With centerline support, continuously-hinged electric operable walls are ideally suited for large, tall openings for straight-run room division applications up to 14'-2" [4318]. With STC options from 42-52, Series 2000 operable walls offer industry-leading premium sound control.

Model 2050 construction features panels that are 3" thick [76.2], manufactured of a durable roll-formed steel frame with steel skins, or with acoustic substrate to form a rigid, unitized and structural panel for maximum sound control and durability. Optional insulated glass units can be added.



2000 Series Panel Weights

STC	lbs./sq.ft.	Kg/m2
52S	9.2 lbs./sq. ft.	[44.9 kg/m2]
50S	8.6 lbs./sq. ft.	[41.9 kg/m2]
42A	6.5 lbs./sq. ft.	[36.6 kg/m2]
45A	7.5 lbs./sq. ft.	[36.6 kg/m2]
49A	9.0 lbs./sq. ft.	[43.9 kg/m2]
50A	9.0 lbs./sq. ft.	[43.9 kg/m2]



2050
More Information



2000 SERIES — Pocket Doors

SECTION 10 22 26 OPERABLE PARTITIONS
SECTION 10 22 39 FOLDING PANEL PARTITIONS



Overview

Pocket Door Types

- Bi-Fold Doors w/ Bulb Seal
- Single Door w/ Bulb Seal
- Single Door w/ Expander
- Double Doors w/ Lap Trim
- Double Doors w/ Expander
- Double Doors w/Expander & Interlock Switches [2050 model]

Operation

- Manual
- Electric: Safety Interlock disables 2050 electric operable wall operation when pocket doors are closed.

STC Options

A=Acoustic Substrate S=Steel Skin

- 52S 45A
- 50S 49A
- 42A 50A

Panel Finishes

- Vinyl High Pressure Laminate
 - Fabric Wood Veneer
 - Carpet Customer Supplied*
 - Digitally Printed Steel Skin
- * Material Subject to Kwik-Wall approval

Vertical Panel Joints

- Trimless
- Capped Trim

Top Seals

- Fixed
- Operable

Bottom Seals

- Fixed Automatic
- Adjustable Fixed Extended
- Operable

Security Hardware Options

- Keyed Cylinder Lock with adjustable concealed vertical rod interfacing with strike plate attached to finished floor.
- Master Keyed Cylinder Lock (optional), furnished by others and installed by KWIK-WALL as noted on submittal shop drawings.

KWIK-WALL's **2000 Series Pocket Doors** close off your operable wall storage area when panels are not in use. Constructed with the same materials as our 2000 Series operable wall panels, **2000 Series** pocket doors hide the operable wall panels and can serve as the perimeter wall for your final closure to seal against. In very wide openings, sealing to the face of the pocket door can eliminate panels without compromising the acoustic integrity of your operable wall.

Series **2000** Pocket Doors are 3" [76.2] thick, manufactured of a durable roll-formed steel frame, with steel skins or acoustic substrate, for maximum durability and sound control.



2000 Series Panel Weights

STC	lbs./sq.ft.	Kg/m2
52S	9.2 lbs./sq. ft.	[44.9 kg/m2]
50S	8.6 lbs./sq. ft.	[41.9 kg/m2]
42A	6.5 lbs./sq. ft.	[36.6 kg/m2]
45A	7.5 lbs./sq. ft.	[36.6 kg/m2]
49A	9.0 lbs./sq. ft.	[43.9 kg/m2]
50A	9.0 lbs./sq. ft.	[43.9 kg/m2]



2000 SERIES
More Information



MODEL 641 — Individual Panels

SECTION 10 22 26 OPERABLE PARTITIONS
SECTION 10 22 39 FOLDING PANEL PARTITIONS



Overview

Panel Type

- Individual Panels Curve & Diverter
- Individual Panels – Multi Directional
- Hinged-Paired
- Continuously-Hinged

Partition Operation

- Manual
- Electric

Stacking Configurations

- Centerline
- Offset
- Remote
- Bi-Parting

STC Options

A=Acoustic Substrate S=Steel Skin

- 50A
- 52S
- 54A
- 56S

Panel Finishes

- Vinyl
 - High Pressure Laminate
 - Fabric
 - Wood Veneer
 - Carpet
 - Customer Supplied*
- * Material subject to Kwik-Wall approval

Vertical Panel Joints

- Trimless
- Capped Trim

Top Seals

- Fixed
- Operable

Bottom Seals

- Fixed
- Automatic
- Adjustable Fixed
- Extended
- Operable

Available Options

Storage pocket doors; ADA Pass Doors – (single, double with panic hardware, concealed door closures & exit signs); invisible hinges; dry marker surfaces; insulated glass unit inserts; tack surfaces.

Hufcor 600 Series operable walls have earned their legacy reputation. Recognized worldwide for their unparalleled quality, design flexibility, acoustic performance and lasting durability, providing exceptional sound control and operational performance in thousands of large, complex installations, for some of the most iconic convention centers and large hospitality facilities around the world.

Hufcor 641 (by Kwik-Wall) individual, OMNI-directional panel configuration, features panels that are 4" [101.6] thick, manufactured of a durable 16 ga. roll-formed steel frame, and standard steel skins for maximum durability and sound control. Single panel heights are available from 30'-0" to 41'-7" feet [9144 to 12675] – up to 60 feet [18288] with spliced panel construction.



Hufcor 641 Panel Weights

STC	lbs./sq.ft.	Kg/m2
50A	9.0 lbs./sq.ft.	[44 kg/m2]
52S	9.5 lbs./sq.ft.	[46.0 kg/m2]
54S	10.9 lbs./sq.ft.	[53.2 kg/m2]
56S	13.6 lbs./sq.ft.	[63kg/m2]



More Information



MODEL 642 — HINGED-PAIRED PANELS

SECTION 10 22 26 OPERABLE PARTITIONS
SECTION 10 22 39 FOLDING PANEL PARTITIONS



Overview

Panel Type

- Individual Panels Curve & Diverter
- Individual Panels – Multi Directional
- Hinged-Paired
- Continuously-Hinged

Partition Operation

- Manual
- Electric

Stacking Configurations

- Centerline
- Offset
- Remote
- Bi-Parting

STC Options

A=Acoustic Substrate S=Steel Skin

- 50A
- 52S
- 54S
- 56S

Panel Finishes

- Vinyl
 - High Pressure Laminate
 - Fabric
 - Wood Veneer
 - Carpet
 - Customer Supplied*
- * Material subject to Kwik-Wall approval

Vertical Panel Joints

- Trimless
- Capped Trim

Top Seals

- Fixed
- Operable

Bottom Seals

- Fixed
- Automatic
- Adjustable Fixed
- Extended
- Operable

Available Options

Storage pocket doors; ADA Pass Doors – (single, double with panic hardware, concealed door closures & exit signs); invisible hinges; dry marker surfaces; insulated glass unit inserts; tack surfaces.

With a long history of exceptional operational and acoustical performance in large and complex layouts up to 60 feet tall, **Hufcor 600 Series** operable walls have earned their legacy reputation.

Hufcor 642 paired panel configuration (by Kwik-Wall) features panels that are 4" [101.6] thick, at up 24'3" [7391] height, manufactured of a durable 16 ga. roll-formed steel frame, and standard steel skins for maximum durability and sound control. Panels are hinged in pairs allowing fast setup. They may be stacked at either or both ends of the track or in a storage pocket at room perimeters.



Hufcor 642 Panel Weights

STC	lbs./sq.ft.	Kg/m2
50A	9.0 lbs./sq.ft.	[44 kg/m2]
52S	9.5 lbs./sq.ft.	[46.0 kg/m2]
54S	10.9 lbs./sq.ft.	[53.2 kg/m2]
56S	13.6 lbs./sq.ft.	[63kg/m2]



HUFCOR 642
More Information



TRACK — OPERABLE WALL

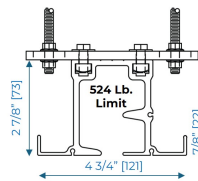
Each and every **Kwik-Wall Operable Wall** track system is engineered and rigorously tested for the actual size and weight/sq. ft. of your partition, based on the specified panel construction and STC rating. Aluminum extruded tracks have continuous attachment raceways for connecting to partition support structure; crisp, clean lines with built-in ceiling return flange to protect surrounding finishes; and alignment pin slots for optimum track performance across track joints. For tall, heavier panels, our performance steel track systems give you confidence that your operable partitions will give years of trouble-free operation.

Aluminum Track Systems

Direct attach hanger rods to square nut raceway, **or** alternate attach with hanger brackets

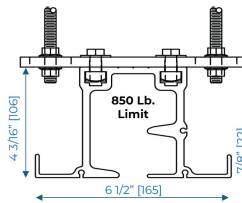
Configuration Application

- HP = Hinged Paired Panels
- CD = Individual Panels Curve & Diverter
- MD = Individual Panels Multi-Directional
- CH = Continuously-Hinged Electric Panels



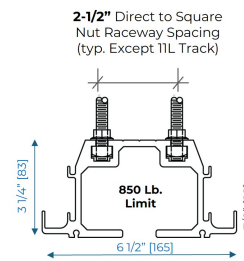
Type 425

MD



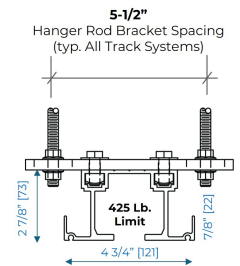
Type 850

MD



Type 850

HP / CD



Type 425

HP / CD

N.T.S.

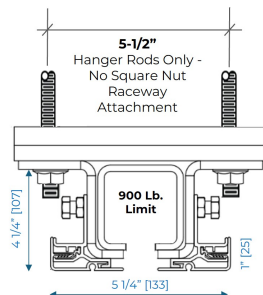
Steel Track & Aluminum with Steel Tread Track Systems

Direct attach hanger rods to square nut raceway, **or** alternate attach with hanger brackets

(typ. Except Type 11L Track)

Configuration Application

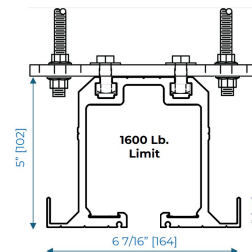
- HP = Hinged Paired Panels
- CD = Individual Panels Curve & Diverter
- MD = Individual Panels Multi-Directional
- CH = Continuously-Hinged Electric Panels



Type 11L

Steel Track w/
Aluminum Ceiling Trim

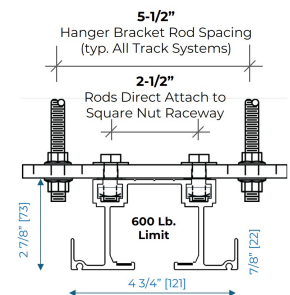
HP



Type 850 HD

Alum. Track w/ Steel
Tread Inserts and Steel-Tired Carriers

HP / CD / CH



Type 425 SR

Alum. Track w/ Steel
Tread Inserts and Steel-Tired Carriers

HP / CD

N.T.S.

WARRANTY: Our confidence in the engineered load-bearing capacity, durability, operational ease and aesthetics that are built into all of our track systems, allows us to offer the best track & carrier warranty in the industry: **10 years on every manually operated track and carrier system we manufacture!**



More Information